

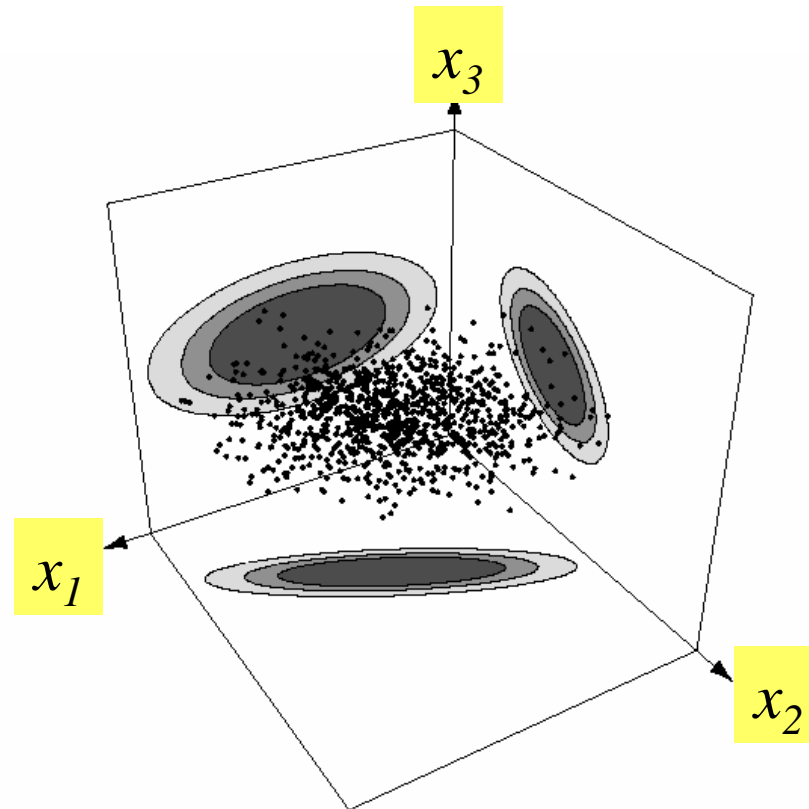
Bayesian Belief Networks

Compound Bayesian Decision Theory

Bayesian Belief Networks

- In certain situations statistical properties are not directly expressed by a parameter vector but by causal relationships among variables

Statistically dependent and independent variables

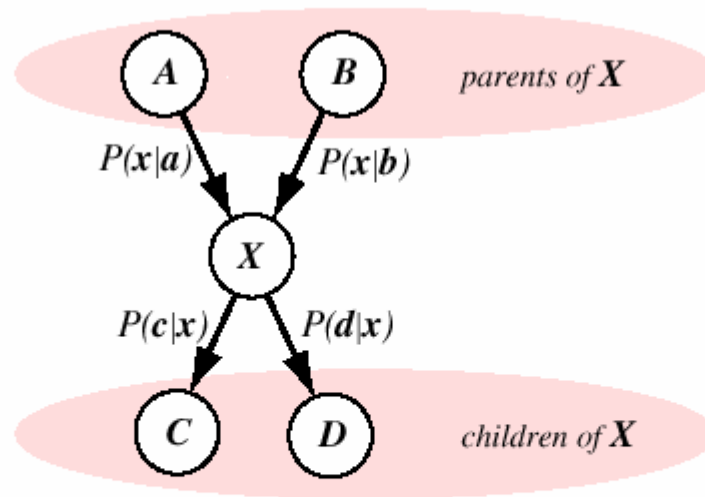


Three-dimensional distribution which obeys $p(x_1, x_3) = p(x_1) p(x_3)$
Thus x_1 and x_3 are statistically independent but the other feature pairs are not

Causal relationships

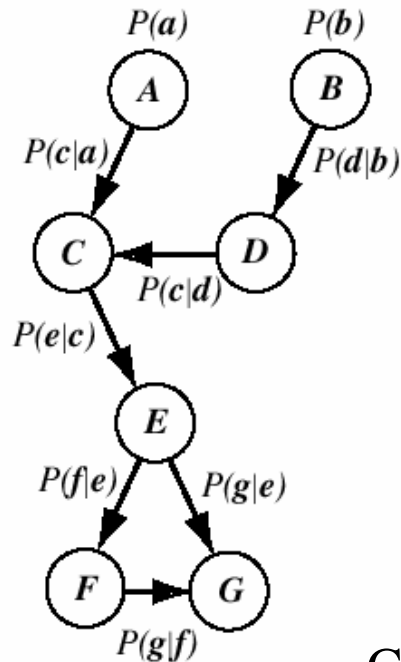
- State of automobile
 - Temperature of engine
 - Pressure of brake fluid
 - Pressure of air in tires
 - Voltages in the wires
- Oil pressure and air pressure are not causally related
- Engine temperature and oil temperature are

Parent-Child Relationship



Node X has variable values (x_1, x_2, \dots)

Bayesian Belief Net or Causal Network or Belief Net



Conditional Probability Table

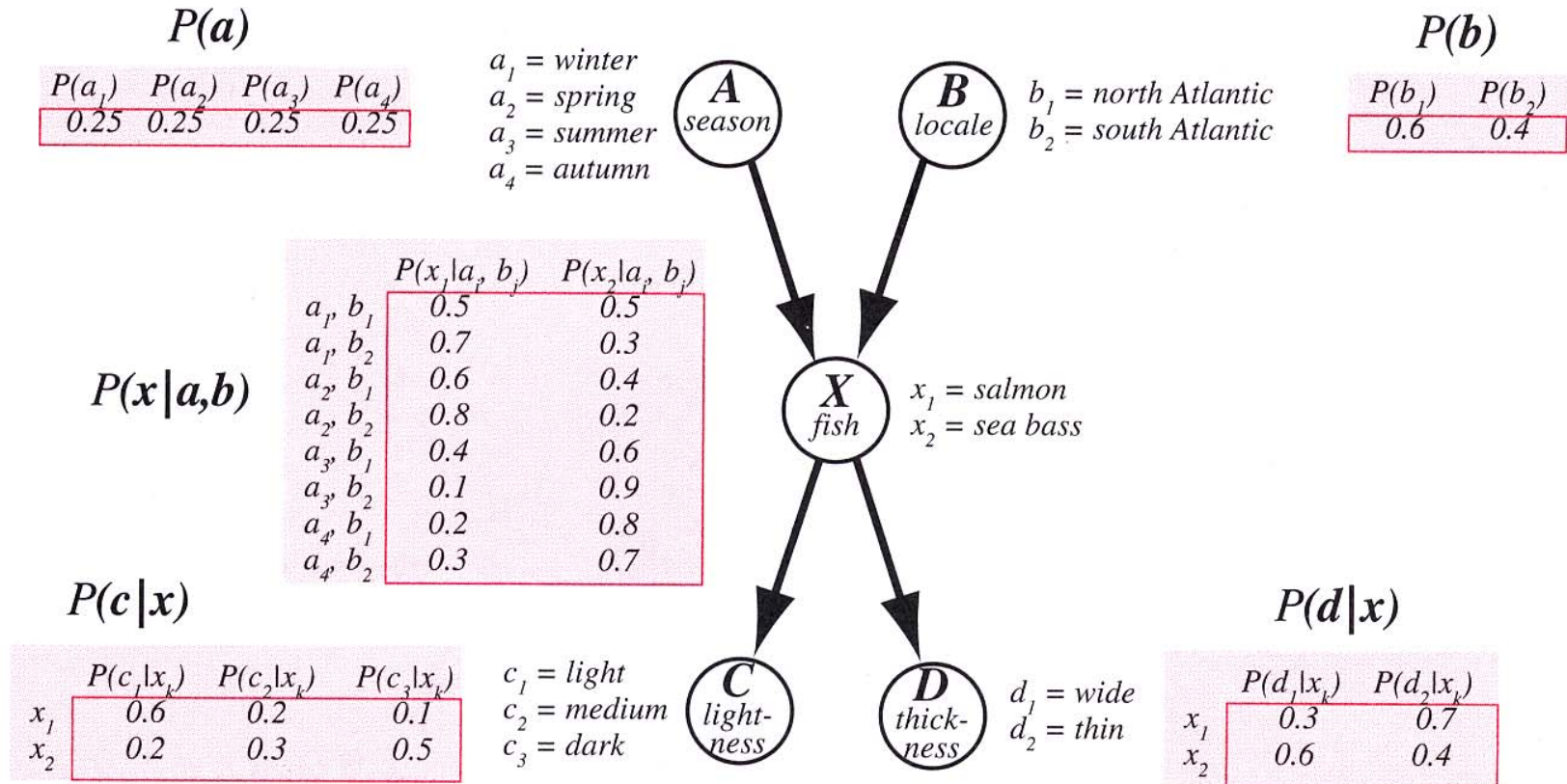
Node A has states $\{a_1, a_2, \dots\} = a$

Node B has states $\{b_1, b_2, \dots\} = b$

$$P(c | a) = \begin{bmatrix} P(c_1 | a_1) & P(c_2 | a_1) & P(c_3 | a_1) \\ P(c_1 | a_2) & P(c_2 | a_2) & P(c_3 | a_2) \\ P(c_1 | a_3) & & \end{bmatrix}$$

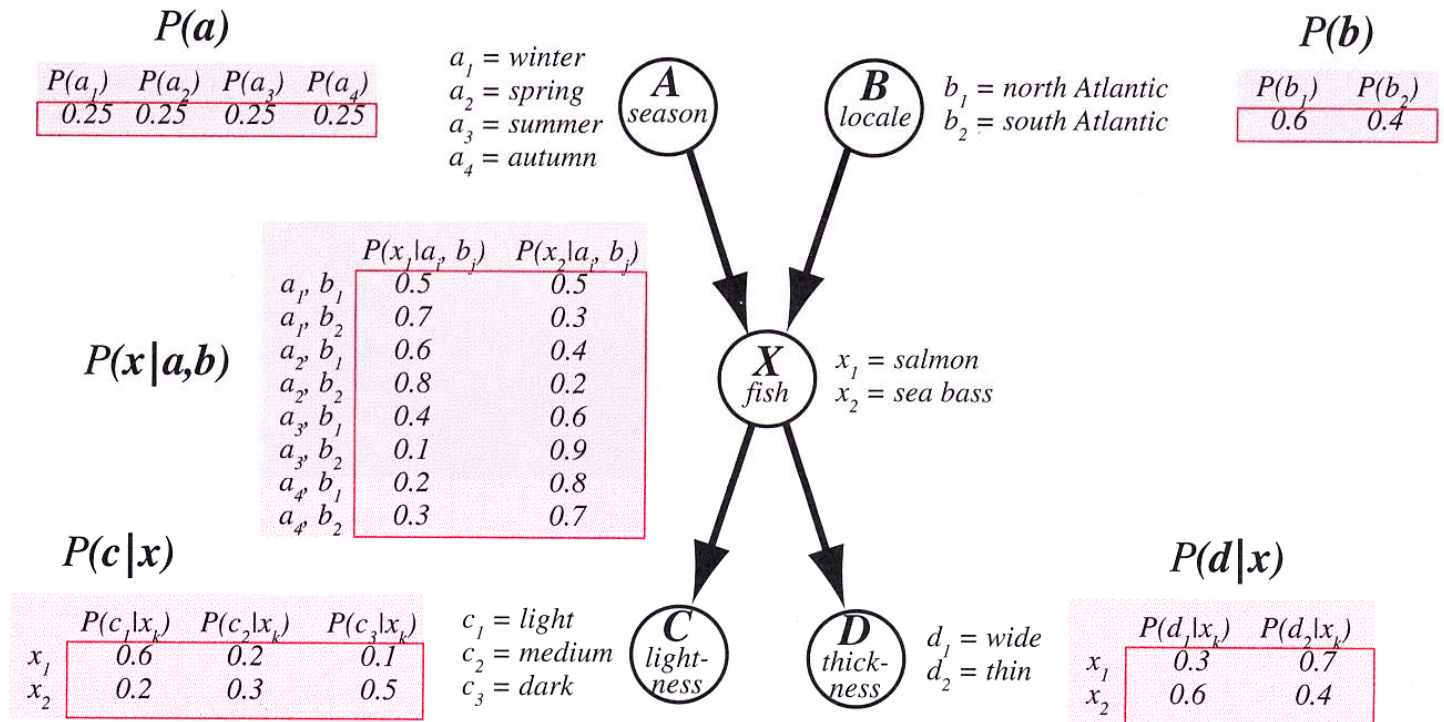
Rows sum to one

A simple belief net



A simple belief net for the fish example. The season and the locale (and many other stochastic variables) determine directly the probability of the two different types of fish caught. The type of fish directly affects the lightness and thickness measured. The conditional probability tables quantifying these relationships are shown in pink.

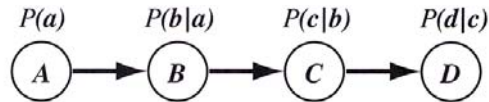
Determining a joint probability



$$\begin{aligned}
 P(a_3, b_1, x_2, c_3, d_2) &= P(a_3) P(b_1) P(x_2|a_3, b_1) P(c_3|x_2) P(d_2|x_2) \\
 &= 0.25 \times 0.6 \times 0.4 \times 0.5 \times 0.4 \\
 &= 0.012
 \end{aligned}$$

Only X has 2 parents thus only the $P(x_2|..)$ has two conditioning variables

Determining Probability of variables in a Bayes Belief Net



Linear Chain Belief Net

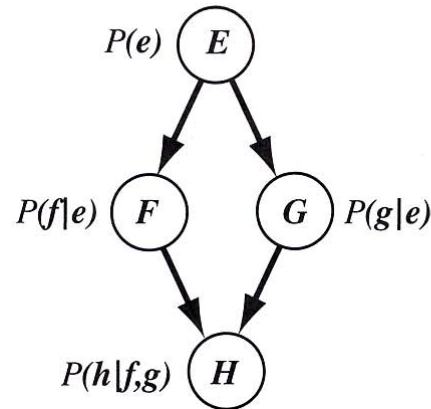
To compute

$$P(d_2) = \sum_{\mathbf{a}, \mathbf{b}, \mathbf{c}} P(\mathbf{a}, \mathbf{b}, \mathbf{c}, d_2), \quad \text{proceed as above}$$

$$\begin{aligned} P(\mathbf{d}) &= \sum_{\mathbf{a}, \mathbf{b}, \mathbf{c}} P(\mathbf{a}, \mathbf{b}, \mathbf{c}, \mathbf{d}) \\ &= \sum_{\mathbf{a}, \mathbf{b}, \mathbf{c}} P(\mathbf{a}) P(\mathbf{b}|\mathbf{a}) P(\mathbf{c}|\mathbf{b}) P(\mathbf{d}|\mathbf{c}) \\ &= \sum_{\mathbf{c}} P(\mathbf{d}|\mathbf{c}) \underbrace{\sum_{\mathbf{b}} P(\mathbf{c}|\mathbf{b}) \sum_{\mathbf{a}} P(\mathbf{b}|\mathbf{a}) P(\mathbf{a})}_{P(\mathbf{c})} \\ &\quad \underbrace{\hspace{10em}}_{P(\mathbf{d})} \end{aligned}$$

Determining probabilities in a net with a loop

Belief net with a simple loop



Computing the probabilities of variables at H in the network

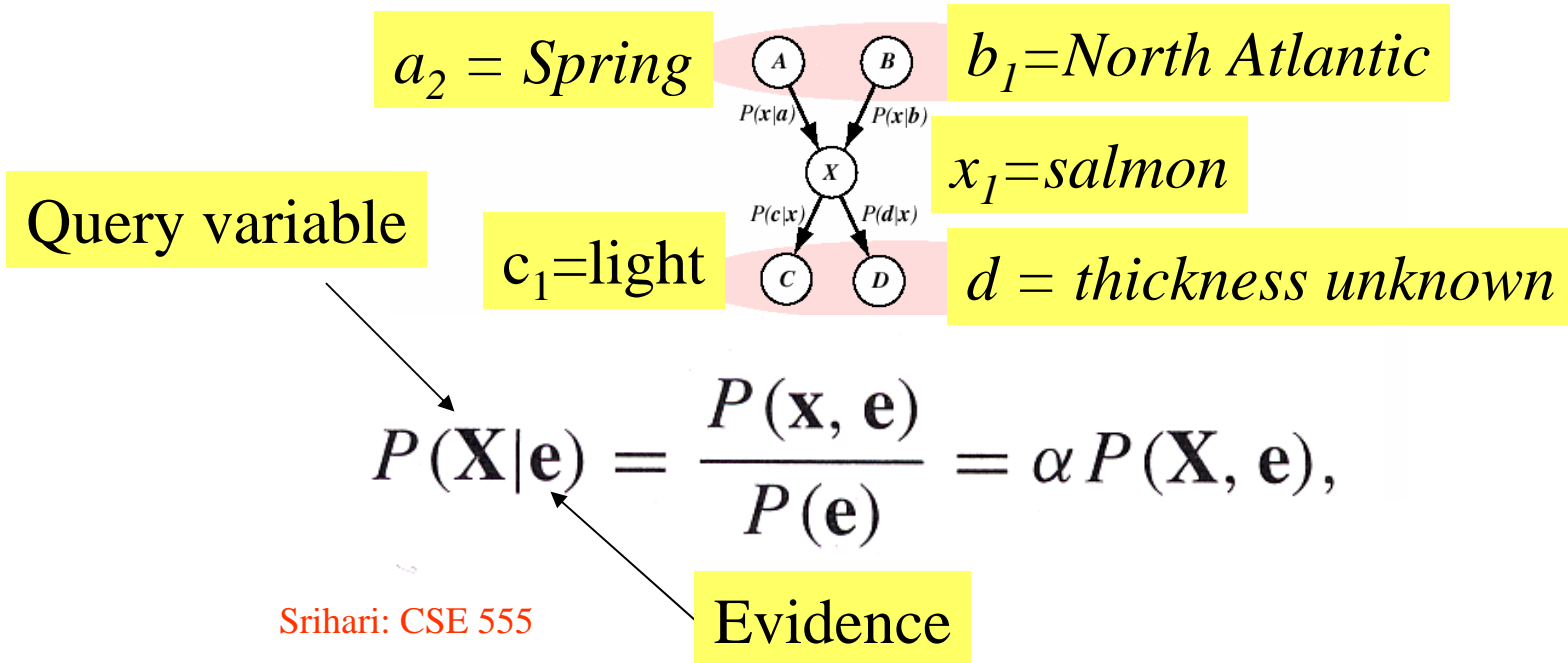
$$\begin{aligned} P(\mathbf{h}) &= \sum_{\mathbf{e}, \mathbf{f}, \mathbf{g}} P(\mathbf{e}, \mathbf{f}, \mathbf{g}, \mathbf{h}) \\ &= \sum_{\mathbf{e}, \mathbf{f}, \mathbf{g}} P(\mathbf{e}) P(\mathbf{f}|\mathbf{e}) P(\mathbf{g}|\mathbf{e}) P(\mathbf{h}|\mathbf{f}, \mathbf{g}) \\ &= \sum_{\mathbf{e}} P(\mathbf{e}) P(\mathbf{f}|\mathbf{e}) P(\mathbf{g}|\mathbf{e}) \sum_{\mathbf{f}, \mathbf{g}} P(\mathbf{h}|\mathbf{f}, \mathbf{g}). \end{aligned}$$

Differs somewhat from linear network because of loop

Evidence

Given the values of some variables (evidence) determine some configuration of other variables

Determine fish came from North Atlantic, given it is springtime and fish is a light salmon, or $P(b_1/a_2, x_1, c_1)$



Example of Evaluation (Classification)

What is the **classification** when fish is light (c_1),
caught in South Atlantic (b_2)
and do not know time of year and thickness?

$$\begin{aligned} P(x_1|c_1, b_2) &= \frac{P(x_1, c_1, b_2)}{P(c_1, b_2)} \\ &= \alpha \sum_{\mathbf{a}, \mathbf{d}} P(x_1, \mathbf{a}, b_2, c_1, \mathbf{d}) \end{aligned}$$

Evaluation Steps

$$\begin{aligned}
 P(x_1|c_1, b_2) &= \frac{P(x_1, c_1, b_2)}{P(c_1, b_2)} \\
 &= \alpha \sum_{\mathbf{a}, \mathbf{d}} P(x_1, \mathbf{a}, b_2, c_1, \mathbf{d}) \\
 &= \alpha \sum_{\mathbf{a}, \mathbf{d}} P(\mathbf{a})P(b_2)P(x_1|\mathbf{a}, b_2)P(c_1|x_1)P(\mathbf{d}|x_1) \\
 &= \alpha P(b_2)P(c_1|x_1) \\
 &\quad \times \left[\sum_{\mathbf{a}} P(\mathbf{a})P(x_1|\mathbf{a}, b_2) \right] \left[\sum_{\mathbf{d}} P(\mathbf{d}|x_1) \right] \\
 &= \alpha P(b_2)P(c_1|x_1) \\
 &\quad \times [P(a_1)P(x_1|a_1, b_2) + P(a_2)P(x_1|a_2, b_2) \\
 &\quad \quad + P(a_3)P(x_1|a_3, b_2) + P(a_4)P(x_1|a_4, b_2)] \\
 &\quad \times \underbrace{[P(d_1|x_1) + P(d_2|x_1)]}_{=1} \\
 &= \alpha(0.4)(0.6)[(0.25)(0.7) + (0.25)(0.8) + (0.25)(0.1) \\
 &\quad + (0.25)(0.3)]1.0 \\
 &= \alpha 0.114.
 \end{aligned}$$

Note

$$\sum_{\mathbf{d}} P(\mathbf{d}|x_1) = 1,$$

Similarly,

$$P(x_2/c_1, b_2) = \alpha 0.066$$

Normalizing,

$$P(x_1/c_1, b_2) = 0.63$$

$$P(x_2/c_1, b_2) = 0.37$$

Given the evidence
classify as a salmon

Naïve Bayes Rule

When dependency relationships among the features used by a classifier are unknown, assume features are conditionally independent

$$P(\mathbf{x}|\mathbf{a}, \mathbf{b}) = P(\mathbf{x}|\mathbf{a})P(\mathbf{x}|\mathbf{b}).$$

Medical Diagnosis Application of Belief Nets

- Uppermost nodes (without parents)
 - Biological agent such as presence of bacteria or virus
- Intermediate nodes
 - Diseases such as emphysema or flu
- Lowermost nodes
 - Symptoms such as high temperature or coughing
- Physician enters measured values in net and finds most likely disease or cause

Compound Bayesian Decision Theory and Context

$$P(\boldsymbol{\omega}|\mathbf{X}) = \frac{p(\mathbf{X}|\boldsymbol{\omega})P(\boldsymbol{\omega})}{p(\mathbf{X})} = \frac{p(\mathbf{X}|\boldsymbol{\omega})P(\boldsymbol{\omega})}{\sum_{\boldsymbol{\omega}} p(\mathbf{X}|\boldsymbol{\omega})P(\boldsymbol{\omega})}.$$

$$p(\mathbf{X}|\boldsymbol{\omega}) = \prod_{i=1}^n p(\mathbf{x}_i|\omega(i)).$$