

Models and Patterns

Sargur Srihari

University at Buffalo

The State University of New York

Topics

- Models vs Patterns
- Models
 - Regression
 - Linear
 - Local Piecewise Linear
 - Kernel
 - Stochastic
 - Classification

Model

- High Level global description of a data set
- It takes a large sample perspective
 - Summarizing data in convenient, concise way
- Basic Models
 - Linear regression models
 - Mixture models
 - Markov models

Pattern

- Local Feature of the Data that holds for few records/variables
 - E.g., Mode or gap in pdf, Inflexion point in regression curve
- Departure from run of data
- Identify members with unusual properties
- Outliers in a database

Models for Prediction: Regression and Classification

- Predict response variable from given values of others
- Response variable Y given p predictor variables X_1, \dots, X_p
- When Y is quantitative the task is known as *regression*
- When Y is categorical, it is known as *classification learning* or *supervised classification*

Regression with Linear Structure

- Response variable is a linear function of predictor variables

$$\hat{Y} = a_0 + \sum_{j=1}^p a_j X_j$$

Model Constructed from data X
Hyperplane in p -dimensions

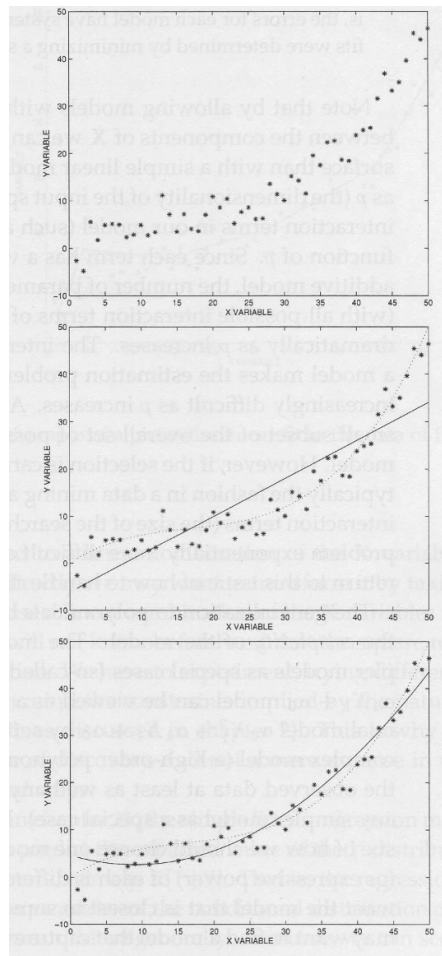
- Estimation of parameters a is straightforward
- Generalizing beyond linear functions

$$\hat{Y} = a_0 + \sum_{j=1}^p a_j f_j(X_j)$$

- Although nonlinear in variables, still linear in parameters

Regression Example

Model parameters
estimated by minimizing
Sum of Squared errors



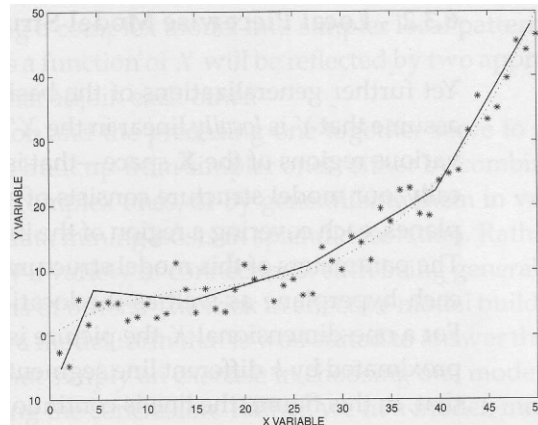
Fifty Data Points simulated from 3rd
order polynomial equation
 $y = 0.001x^3 - 0.05x^2 + x + e$
 e is additive Gaussian noise with std dev
3 in range[1,50]

Fit of the model $aX+b$

Fit of the model aX^2+bX+c

Local Piecewise Model Structures for Regression

- Another generalization of basic linear model
- Assume Y is locally linear in the X s
- Curve is approximated by k linear segments



Linear Fit with $k = 5$

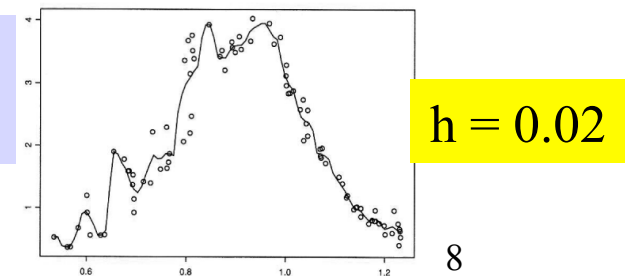
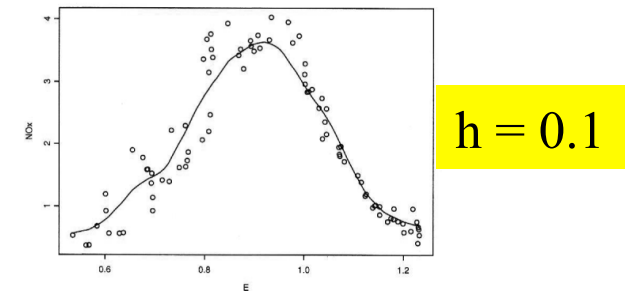
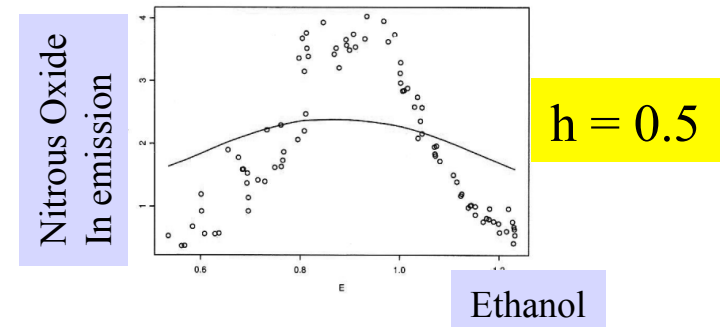
- If discontinuities are undesirable-- enforce continuity of various orders at end of segments
- Splines (each segment is a low degree quadratic or polynomial)

Nonparametric Local Models

Kernel Regression With Triangular Kernels

Retain data points.
Leave estimation of predicted value of Y until prediction is actually required
Weight data objects based on how similar they are to new object

Weight function that decays slowly with decreasing similarity will lead to a smooth estimate



Data set point

New point

$$K \left(\begin{array}{c} x - z \\ h \end{array} \right)$$

Bandwidth, larger value leads to smoother estimate

Related to nearest-neighbor methods

Stochastic Components of Model Structures

- For any given vector of predictor variables more than one value of Y can be observed
- A distribution of values of y at each value of X
- Variables of X are insufficient
- It is a random component of the variation
- Regression model can be extended to include a stochastic component

$$y = g(x; \theta) + e$$

Parameters of
Model structure

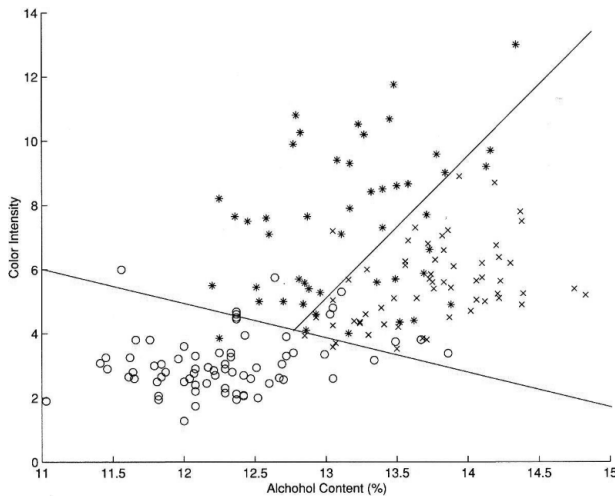
Random variable with constant variance σ^2 and zero-mean

Predictive Models for Classification

Y is a categorical variable, taking a few possible values

Combine multiple Simple models

Linear Decision Boundaries



Piecewise Linear Decision Boundaries

