

Markov Random Fields

Sargur Srihari

srihari@cedar.buffalo.edu

Topics

1. Introduction
 1. Undirected Graphical Models
 2. Terminology
2. Conditional Independence
3. Factorization Properties
 1. Maximal Cliques
 2. Hammersley-Clifford Theorem
4. Potential Function and Energy Function
5. Image de-noising example
6. Relation to Directed Graphs
 1. Converting directed graphs to undirected
 1. Moralization
 2. D-map, I-map and Perfect map

1. Introduction

- Directed graphical models specify
 - Factorization of joint distribution over set of variables
 - Define set of conditional independence properties that must be satisfied by any distribution that factorizes according to graph
- MRF is an undirected graphical model that also
 - Specifies a factorization
 - Conditional independence relations

Markov Random Field Terminology

- Also known as *Markov network* or *undirected graphical model*
- Set of nodes corresponding to variables or groups of variables
- Set of links connecting pairs of nodes
- Links are undirected (do not carry arrows)
- Conditional independence is an important concept

2. Conditional Independence

- In directed graphs conditional independence tested by d-separation
 - Whether two sets of nodes were blocked
 - Definition of blocked subtle due to presence of head-to-head nodes
- In MRFs asymmetry between parent-child removed
 - Subtleties with head-to-head no longer arise

Conditional Independence Test

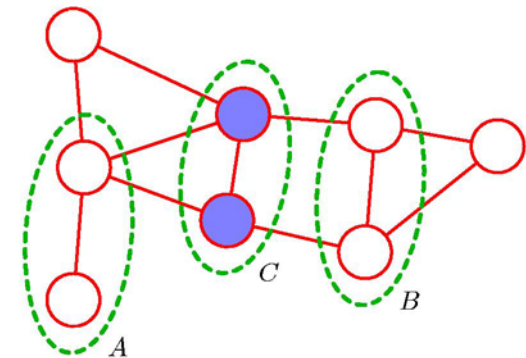
- Identify three sets of nodes A , B and C
- To test conditional independence property

$$A \perp B \mid C$$

- Consider all possible paths from nodes in set A to nodes in set B
- If all such paths pass through one or more nodes in C then path is blocked and independence holds
- If there is a path that is unblocked
 - May not necessarily hold
 - There will be at least some distribution for which conditional independence does not hold

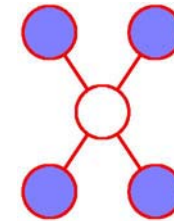
Conditional Independence

- Every path from any node in A to B passes through C
- No explaining away
 - Testing for independence simpler than in directed graphs
- Alternative view
 - Remove all nodes in set C together with all their connecting links
 - If no paths from A to B then conditional independence holds



Markov Blanket for Undirected Graph

- A simple form for MRFs
- A node is conditionally independent of all nodes except for neighboring nodes

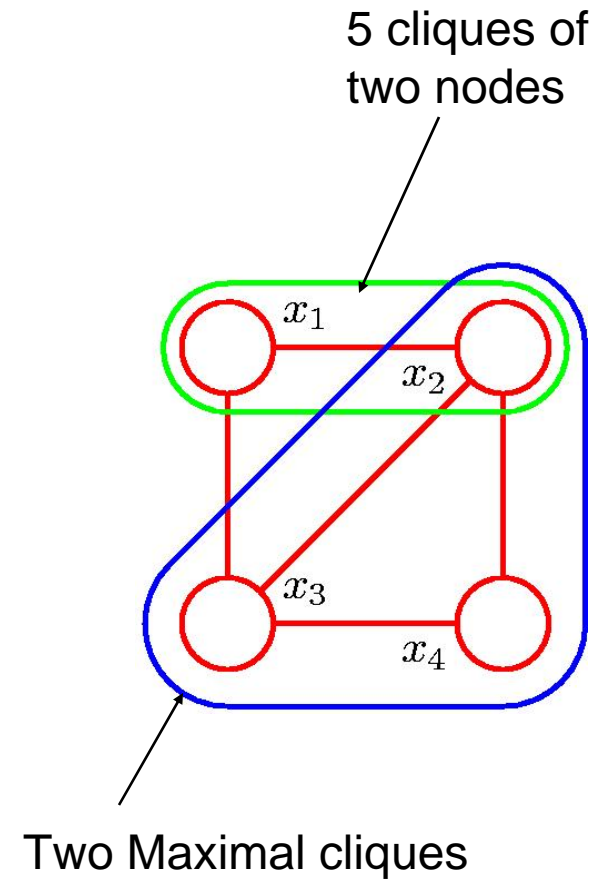


3. Factorization Properties

- Seek a factorization rule corresponding to conditional independence test described earlier
- Notion of locality needed
- Consider two nodes x_i and x_j not connected by a link
 - They are conditionally independent given all other nodes in graph
 - Because there is no direct path between them and
 - All other paths pass through nodes that are observed and hence those paths are blocked
 - Expressed as
$$p(x_i, x_j \mid \mathbf{X}_{\setminus\{i,j\}}) = p(x_i \mid \mathbf{X}_{\setminus\{i,j\}}) p(x_j \mid \mathbf{X}_{\setminus\{i,j\}})$$
 - Where $\mathbf{X}_{\setminus\{i,j\}}$ denotes set \mathbf{x} of all variables with x_i and x_j removed
- For conditional independence to hold
 - factorization is such that x_i and x_j do not appear in the same factor
 - leads to graph concept of clique

Clique in a graph

- Subset of nodes in graph such that there exists a link between all pairs of nodes in subset
 - Set of nodes in clique are fully connected
- Maximal Clique
 - Not possible to include any other nodes in the graph in the set without ceasing to be a clique



Factors as Cliques

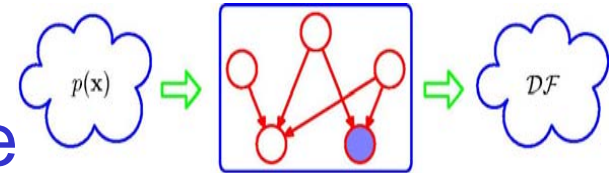
- Functions of maximal cliques
- Set of variables in clique C is denoted x_C
- Joint distribution is written as a product of *potential functions*

$$p(\mathbf{x}) = \frac{1}{Z} \prod_C \psi_C(\mathbf{x}_C)$$

- Where Z , called the *partition function*, is a normalization constant

$$Z = \sum_{\mathbf{x}} \prod_C \psi_C(\mathbf{x}_C)$$

Graphical Model as Filter



- UI is set of distributions that are consistent with set of conditional independence statements read from the graph using graph separation
- UF are set of distributions that can be expressed as factorization of the form

$$p(\mathbf{x}) = \frac{1}{Z} \prod_c \psi_c(\mathbf{x}_c)$$

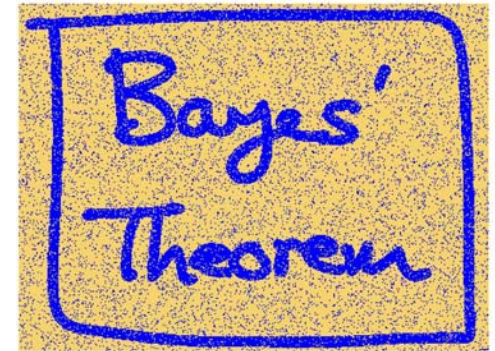
- *Hammersley-Clifford theorem* states that UI and UF are identical

4. Potential Functions

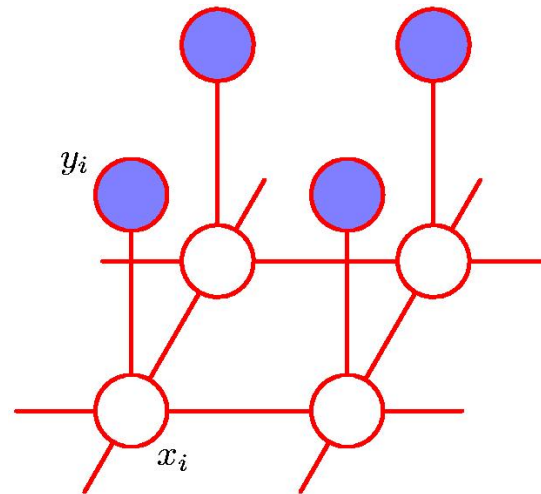
- Potential functions $\psi_C(\mathbf{x}_C)$ should be strictly positive
- Convenient to express them as exponentials
$$\psi_C(\mathbf{x}_C) = \exp\{-E(\mathbf{x}_C)\}$$
where $E(\mathbf{x}_C)$ is called an *energy function*
- Exponential representation is called *Boltzmann distribution*
- Total energy obtained by adding energies of maximal cliques

5. Illustration: Image de-noising

- Noise removal from binary image
- Observed noisy image \longrightarrow
 - Binary pixel values $y_i \in \{-1, +1\}$,
 $i=1, \dots, D$
- Unknown noise-free image \longrightarrow
 - Binary pixel values $x_i \in \{-1, +1\}$,
 $i=1, \dots, D$
- Noisy image assumed to randomly flip sign of pixels with small probability



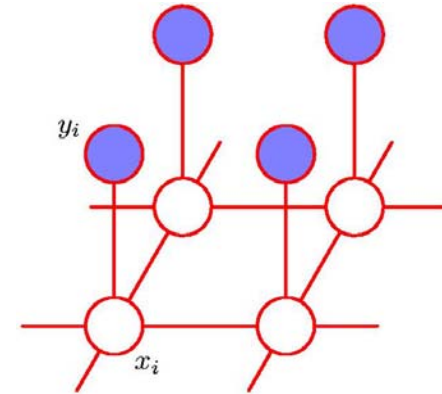
Markov Random Field Model



- **Known**
 - Strong correlation between input x_i and output y_i
 - Since noise level is small
 - Neighboring pixels x_i and x_j are strongly correlated
 - Property of images
- **This prior knowledge captured using MRF**
 - Whose undirected graph is shown above

Energy Functions

- Graph has two types of cliques
- With two variables each



1. $\{x_i, y_i\}$ expresses correlation between variables
 - Choose simple energy function $-\eta x_i y_i$
 - Lower energy (higher probability) when x_i and y_i have same sign
2. $\{x_i, x_j\}$ which are neighboring pixels
 - Choose $-\beta x_i x_j$
 - For same reasons

Potential Function

- Complete energy function of model

$$E(\mathbf{x}, \mathbf{y}) = h \sum_i x_i - \beta \sum_{\{i,j\}} x_i x_j - \eta \sum_i x_i y_i$$

Cliques of all pairs of neighboring pixels in entire image

Cliques of input and output pixels

- The hx_i term biases towards pixel values that have one particular sign
 - E.g., more white than black
 - $h=0$ means that prior probabilities of the two states of x_i are equal
- Which defines a joint distribution over \mathbf{x} and \mathbf{y} given by

$$p(\mathbf{x}, \mathbf{y}) = \frac{1}{Z} \exp\{-E(\mathbf{x}, \mathbf{y})\}$$

De-noising problem statement

- We fix \mathbf{y} to observed pixels in the noisy image
- $p(\mathbf{x}|\mathbf{y})$ is a conditional distribution over *all* noise-free images
 - Called *Ising* model in statistical physics
- We wish to find an image \mathbf{x} that has a high probability

De-noising algorithm

- Gradient ascent
 - Set $x_i=y_i$ for all i
 - Take one node x_j at a time
 - evaluate total energy for states $x_i=+1$ and $x_i=-1$
 - keeping all other node variable fixed
 - Set x_j to value for which energy is lower
 - This is a local computation
 - which can be done efficiently
 - Repeat for all pixels until
 - a stopping criterion is met
 - Nodes updated systematically
 - by raster scan or randomly
- Finds a local maximum (which need not be global)
- Algorithm is called *Iterated Conditional Modes* (ICM)

Image Restoration Results

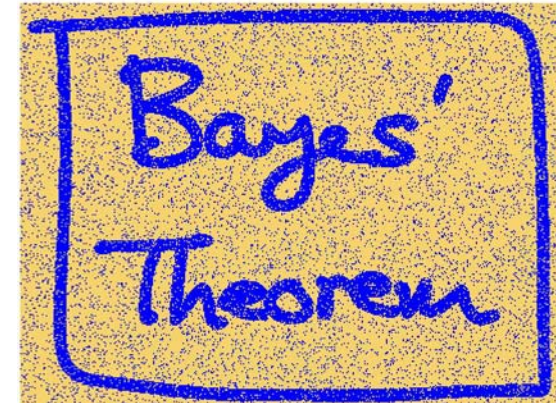
- Parameters

$$\beta=1.0, \eta=2.1, \\ h=0$$

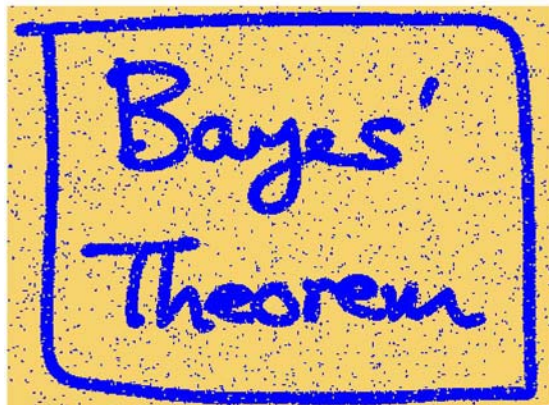
Noise Free image



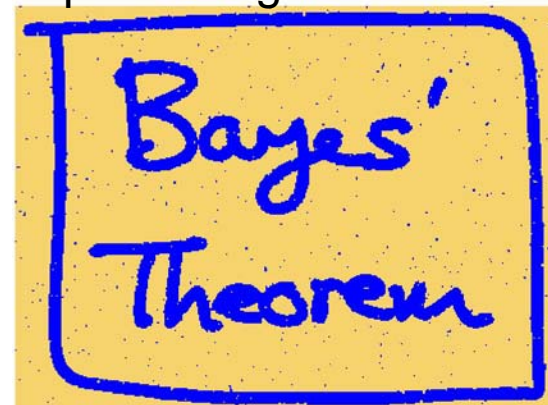
Noisy image where 10% of pixels are corrupted



Result of ICM



Global maximum obtained by Graph Cut algorithm



Some Observations on de-noising algorithm

- The denoising algorithm given is an algorithm for finding the most likely \mathbf{x}
 - Called an inference algorithm with graphical models
- It was assumed that parameters β and η are known
- Parameter values can be determined by another gradient descent algorithm that learns from truthed noisy images
 - Which can be set up by taking gradient of $E(\mathbf{x}, \mathbf{y})$ w.r.t. parameters
 - Note that each pixel will have to be truthed
- Note that $\beta=0$ means that the links are removed
 - Therefore $x_i=y_i$ for all i

6. Relation to Directed Graphs

- Two graphical frameworks for representing probability distributions
- Converting directed to undirected
 - Plays important role in exact inference technique such junction-tree algorithm
- Converting undirected to directed is less important
 - Presents problems due to normalization constraints

Converting to Undirected graph

- Joint distribution of directed

$$p(x) = p(x_1)p(x_2/x_1)p(x_3/x_2)\dots p(x_N/x_{N-1})$$

- In undirected graph

- Maximal cliques are pairs of neighboring nodes

- We wish to write Joint Distribution as

$$p(x) = \frac{1}{Z} \psi_{1,2}(x_1, x_2) \psi_{2,3}(x_2, x_3) \dots \psi_{N-1,N}(x_{N-1}, x_N)$$

- Done by identifying

$$\psi_{1,2}(x_1, x_2) = p(x_1)p(x_2 | x_1)$$

$$\psi_{2,3}(x_2, x_3) = p(x_3 | x_2)$$

⋮

⋮

$$\psi_{N-1,N}(x_{N-1}, x_N) = p(x_N | x_{N-1})$$



Simple directed graph



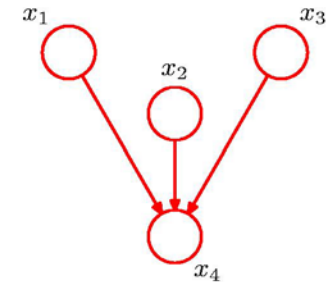
Equivalent undirected graph

Generalize construction

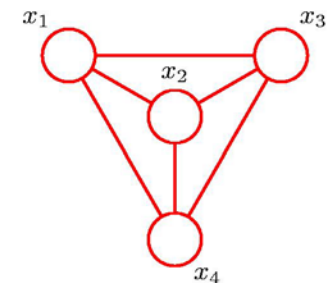
Simple directed graph

$$p(x) = p(x_1)p(x_2)p(x_3)p(x_4/x_1, x_2, x_3)$$

- For nodes on directed graph having just one parent
 - Replace directed link with undirected link
- For nodes with more than one parent
 - Conditional terms such as $p(x_4/x_1, x_2, x_3)$ should become cliques
- Add links between all pairs of parents
 - Called moralization

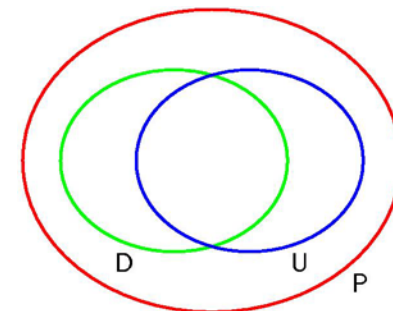


Equivalent moral graph



D-map, I-map and Perfect-Map

- **D (dependency) map of a distribution**
 - Every conditional independence statement satisfied by the distribution is reflected in the graph
 - A completely disconnected graph is a trivial D-map for any distribution
- **I (independence) map of a graph**
 - Every conditional independence statement implied by the graph is satisfied by a specific distribution
 - A fully connected graph is a trivial I-map for any distribution
- **Perfect map is both an I map and D map**



P = set of all distributions

D = distributions that can

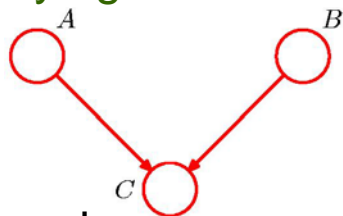
be represented as a perfect map using a directed graph

U = distributions represented as perfect map using undirected graph

Directed graph that is a perfect map satisfying

$$A \perp B \mid \phi$$

$$A \not\perp B \mid C$$



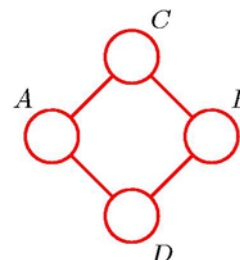
No undirected graph over same 3 variables that is a perfect map

Undirected graph:
Perfect map satisfying

$$A \perp B \mid \phi$$

$$C \perp D \mid A \cup B$$

$$A \perp B \mid C \cup D$$



No directed graph over same 4 variables that implies same set of conditional independence properties

References

- C. M. Bishop, *Pattern Recognition and Machine Learning*, 2006, Chapter 8.