

From Distributions to Graphs

Sargur Srihari

srihari@cedar.buffalo.edu

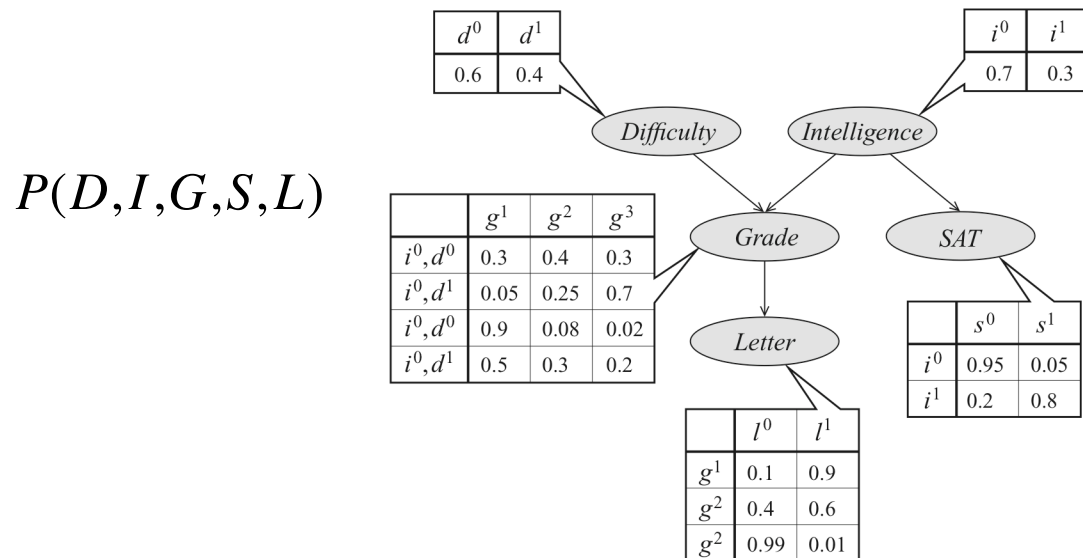
Topics

- Bayesian Network
- Semantics of Bayesian Networks
 - Minimal I-Maps
 - Perfect Maps
 - Finding Perfect Maps
 - Identifying the undirected skeleton
 - Identifying immoralities
 - Representing equivalence classes
 - I-Equivalence
 - Class PDAG
- Summary of Bayesian Networks

Distribution represented by a Graph

- Bayesian network is specified by a directed graph annotated with a set of conditional probability distributions $P(X_i | paX_i)$: local probability models
- Network and local CPDs define global distribution P through chain rule

$$P(D, I, G, S, L) = P(D)P(I)P(G | D, I)P(S | I)P(L | G)$$

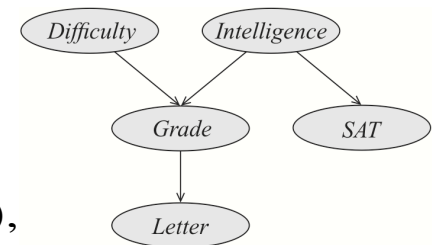


Graph specifies Independencies

- If distribution P factorizes over graph G
 - We can derive a rich set of independence assertions that hold for P by examining G

$$P(D, I, G, S, L) = P(D)P(I)P(G | D, I)P(S | I)P(L | G)$$

$$I(G) = \{(D \perp I, S, L | \phi), (I \perp D, L | \phi), \\ (G \perp L, S | D, I), (L \perp I, D, S | G), (S \perp D, G, L | I), \\ (D \perp S | I)\}$$



Note that we can directly read-off dependencies, but need d-separation to determine independencies

- G reveals the structure of the distribution
 - We can test for independencies in P by constructing a graph G that represents P and testing d-separation in G

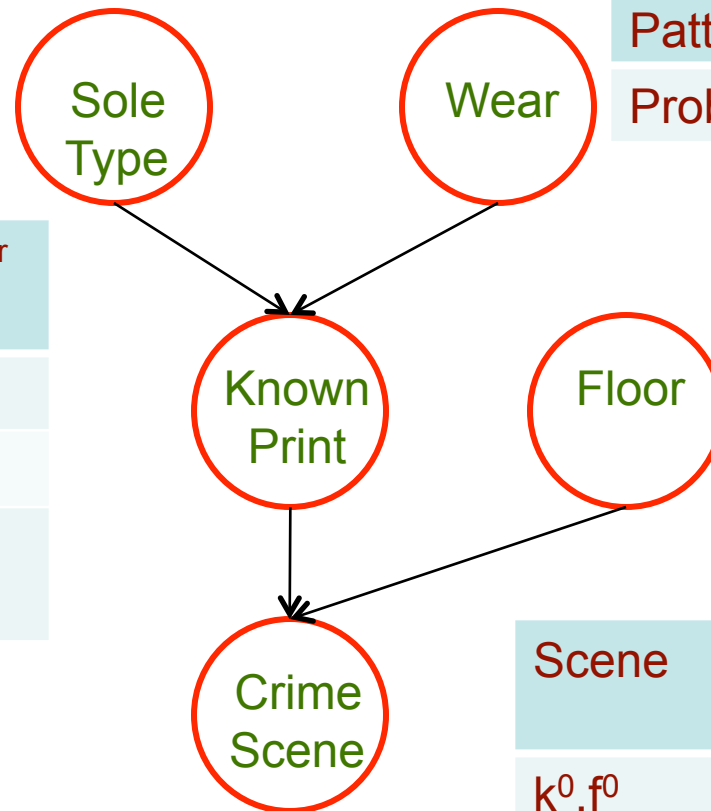
BN for Footwear Forensics

Sole	s^0	.	s^i
Prob	0.1		0.001

Wear Pattern	w^0	.	w^j
Prob	0.2		0.2

Known	k^0	.	k^r
s^0, w^0			
s^j, w^k			

Floor	f^0	.	f^t
Prob	0.2		0.2



Scene	c^0	.	c^m
k^0, f^0			
k^r, f^t			

$P(S, W, K, F, C)$

Semantics of Bayesian Networks

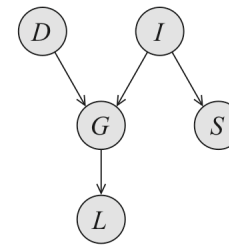
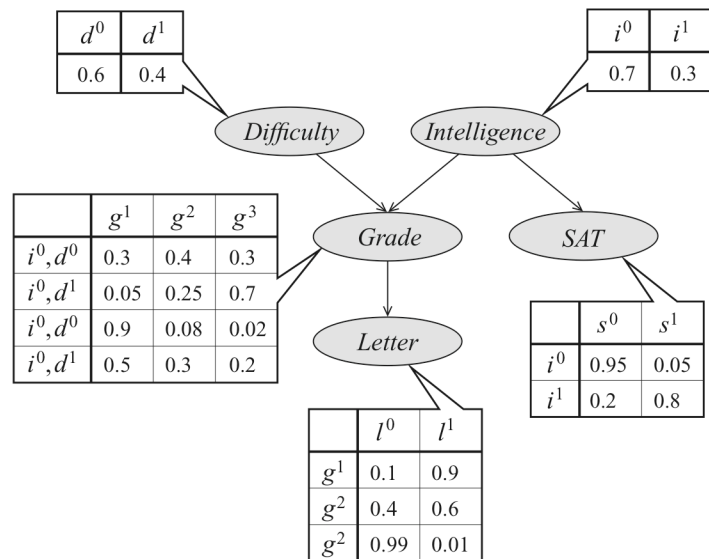
- Q: Given a distribution P , to what extent can we construct a graph G whose independencies reasonably represent independencies in P ?
 - Minimal I-map
 - Perfect map
- Cannot start with a full distribution as they are much too large to represent explicitly
 - Instead, some local CPDs are known

Minimal I-Maps

- Graph K is a minimal I-map for independencies I
 1. if it is an I-map for I
 - i.e., $I(K) \subseteq I$
 - all independencies exhibited by graph K hold in the distribution
 2. if removal of a single edge renders it not an I-map
- Procedure for obtaining minimal I-map
 - For a set of independencies induced by a distribution P , and given ordering of the variables an I-map can be obtained

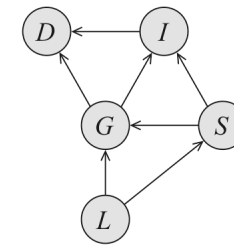
Example of Minimal I-map

- Three minimal I-maps induced by different variable orderings for P represented by G



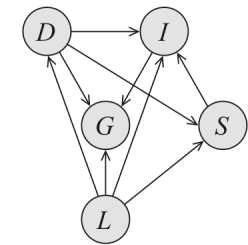
(a)

D,I,S,G,L



(b)

L,S,G,I,D



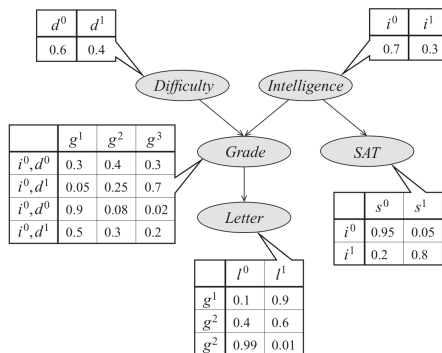
(c)

L,D,S,I,G

- Minimal I-maps fail to guarantee that G captures all of the independencies

Perfect Maps

- A graph G is a perfect map (P-map) for a set of independencies I if we have that $I(G)=I$
- G is a perfect map for P if $I(G)=I(P)$
- Thus we can directly read-off independencies in P from G
- By construction, G_{student} is a P-map for P_{student}



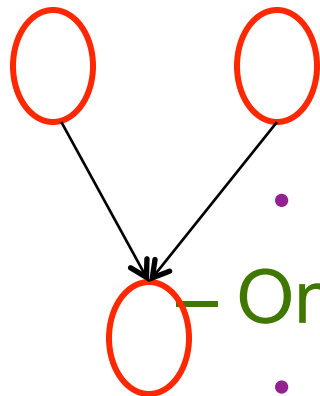
Existence of P-maps

- Not every distribution has a P-map
- Reasons:
 - Parameterization in the distribution not captured

- Joint distribution $P(X,Y,Z)$

x	y	z	$P(x,y,z)$
0	0	0	1/6
0	0	1	1/12
0	1	0	1/6
0	1	1	1/12
1	0	0	1/6
1	0	1	1/12
1	1	0	1/12
1	1	1	1/6

$$P(x,y,z) = \begin{cases} 1/12 & x \oplus y \oplus z = \text{false} \\ 1/6 & x \oplus y \oplus z = \text{true} \end{cases}$$



- Simple calculation: $(X \perp Y) \in I(P)$

– One minimal I-map is $X \rightarrow Z \leftarrow Y$

- $(X \perp Z) \in I(P)$ is unsupported in d-separation

$z = x \oplus y$

x	y	z
0	0	0
0	1	1
1	0	1
1	1	0

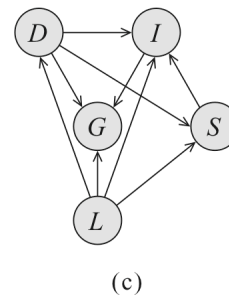
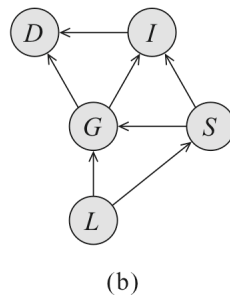
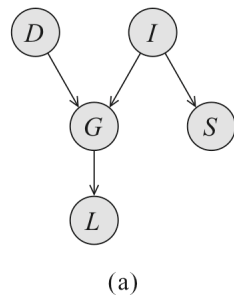
CPD
 $P(Z|X,Y) = P(X,Y,Z)/P(X,Y)$
 From Joint

x	y	z=0	z=1
0	0	2/7	
0	1		
1	0		
1	1		

x	$P(x)$	z	$P(z)$
0	1/2	0	7/12
1	1/2	1	5/12

Multiple P-maps

- A distribution P can have many P-maps but they are all I-equivalent
- All maps below encode the same independencies



Finding Perfect Maps

- Algorithm is more involved than procedure for finding I-maps
- Involves following steps
 1. Identifying the Undirected Skeleton
 2. Identifying Immoralities
 3. Representing Equivalence Classes

Summary of Bayesian Networks

- High-dimensional joint distribution specified compactly by independence properties
- Causal network is specified by dependencies results in determining independencies

Summary of Bayesian Networks

- Semantics of Bayesian Networks
 - Bayesian network specifies a set of independencies
 - Distributions have multiple minimal I-maps
 - Minimal I-map does not capture all independence properties of P
 - P-map: not every distributions has a P-map
 - I-equivalence is when graphs capture same independences
 - Class PDAG is a partially directed graph which provides a compact representation for the I-equivalence class