

Genetic Inheritance and Bayesian Networks

Sargur Srihari

srihari@cedar.buffalo.edu

Genetics Pedigree Example

- One of the earliest uses of Bayesian Networks
 - Before general framework was defined
- Local independencies are intuitive
- Model transmission of certain properties such as blood type from parent to child

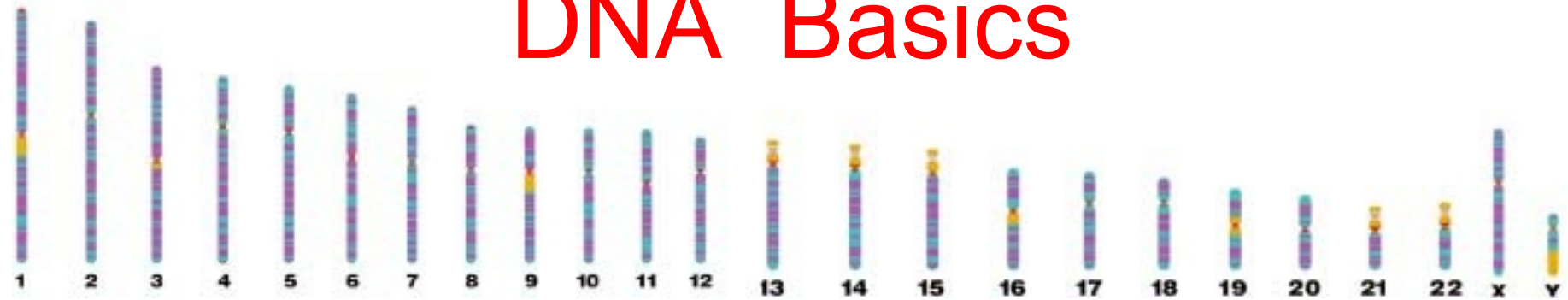
Phenotype and Genotype

- Some background on genetics needed to model properly
- Blood type is an observable quantity that depends on the genetic makeup
 - Called a phenotype
- Genetic makeup of a person is called a genotype

Genetic Model

- Human genetic material
 - 22 pairs of *autosomal* chromosomes
 - One pair of sex chromosomes (X and Y)
- Each chromosome contains genetic material that determine person's properties
- Locus: Region of chromosome of interest
 - Blood type is a particular locus
- Alleles: Variants of locus
 - Blood type has three variants: A, B, O

DNA Basics

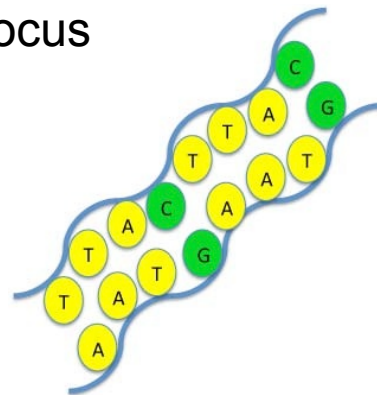


Genome has 46 chromosomes (22 are repeated plus XX and XY)

Actual
Electron
Photo
micrograph



locus



Single Chromosome: $\sim 10^8$ base-pairs
Genome: sequence of 3×10^9 base-pairs
(nucleotides A,C,G,T)
Represents full set of chromosomes

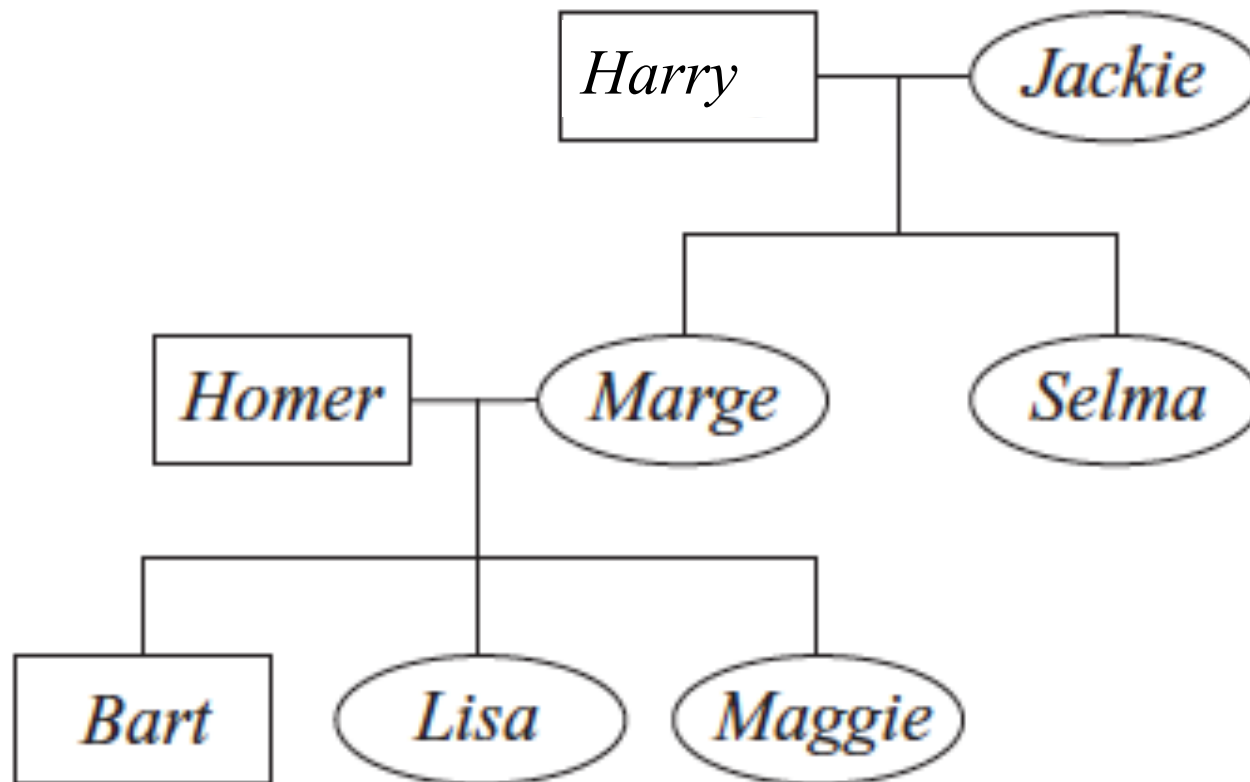
Large portions of DNA have no survival function (98.5%) and have variations useful for identification

TH01 is a location on short arm of chromosome 11:
short tandem repeats (STR) of same base pair AATG
Variant forms (alleles) different for different individuals

Independence Assumptions

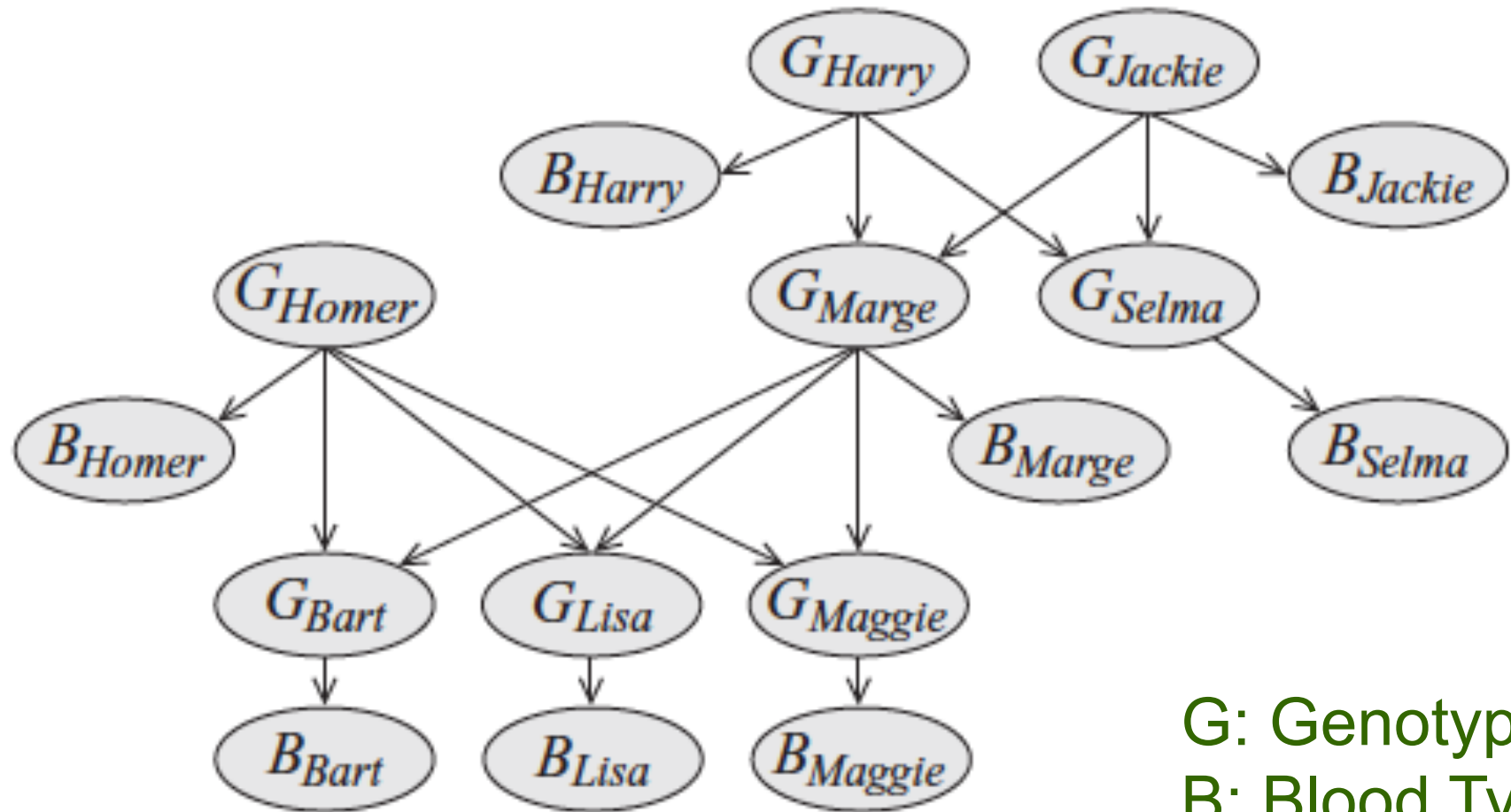
- Arise from biology
- Once we know
 - Genotype of a person
 - additional evidence about other members of family will not provide new information about blood-type
 - Genotype of both parents
 - Determine what is passed to off-spring
 - Additional ancestral information not needed
- These independencies can be captured in BN for a family tree

A small family tree



From D. Koller and N. Friedman, Probabilistic Graphical Models

BN for Genetic Inheritance



Autosomal Chromosome

- In each pair,
 - Paternal: inherited from father
 - Maternal: inherited from mother
- Person's genotype is an ordered pair (X,Y)
 - with each having three possible values
 - there are nine values such as (A,B)
- Blood type phenotype is a function of both copies
 - E.g., genotype (A,O) blood type is A
 - $(O,O) \rightarrow O$

CPDs for Genetic Inheritance

- **Penetrance Model** $P(B(c)|G(c))$
 - Probabilities of different phenotypes given person's genotype
 - Deterministic for bloodtype
- **Transmission Model** $P(G(c)|G(p), G(m))$
 - Each parent equally likely to transmit either of two alleles to child
- **Genotype Priors** $P(G(c))$
 - Genotype frequencies in population

Real models more complex

- Phenotypes for late-onset diseases are not a deterministic function of genotype
 - A particular genotype may have a higher probability of a disease
- Genetic makeup of individual determined by many genes
- Some phenotypes depend on many genes
- Multiple phenotypes depend on many genes

Modeling multi-locus inheritance

- Inheritance patterns of different genes not independent of each other
- Need to take into account adjacent loci
- Introduce selector variables $S(l, c, m)$
 - 1 if locus l in c 's maternal chromosome inherited from c 's *maternal grandmother*
 - 2 if locus inherited from c 's *maternal grandfather*
- Model correlations of variables of adjacent loci l and l'

Use of Genetic Inheritance Model

- Extensively used in
 1. In genetic counseling and prediction
 2. In linkage analysis

Genetic Counseling and Prediction

- Take phenotype with known loci and observed phenotype and genotype data for individuals
 - to infer genotype and phenotype for another person (planned child)
- Genetic data
 - Direct measurements of relevant disease loci or nearby loci which are correlated with disease loci

Linkage Analysis

- Harder task
- Identifying disease genes from pedigree data using several pedigrees
 - Several individuals exhibit disease phenotype
 - Available data
 - Phenotype information for many individuals in pedigree
 - Genotype information for known location in chromosome
 - Use inheritance model to evaluate likelihood
 - Pinpoint area linked to disease to further analyze genes in that area
 - Allows focusing on 1/10,000 of genome

Sparse BN in genetic inheritance

- Allow reasoning about large pedigree and multiple loci
- Allow use of *model learning* algorithms to understand recombination rates in different regions and penetration probabilities for different diseases