

Sequential Data and Markov Models

Sargur N. Srihari

srihari@cedar.buffalo.edu

Machine Learning Course:

<http://www.cedar.buffalo.edu/~srihari/CSE574/index.html>

Sequential Data Examples

- Often arise through measurement of time series
 - Snowfall measurements on successive days
 - Rainfall measurements on successive days
 - Daily values of currency exchange rate
 - Acoustic features at successive time frames in speech recognition
 - Nucleotide base pairs in a strand of DNA
 - Sequence of characters in an English sentence
 - Parts of speech of successive words

Markov Model – Weather

- The weather of a day is observed as being one of the following:

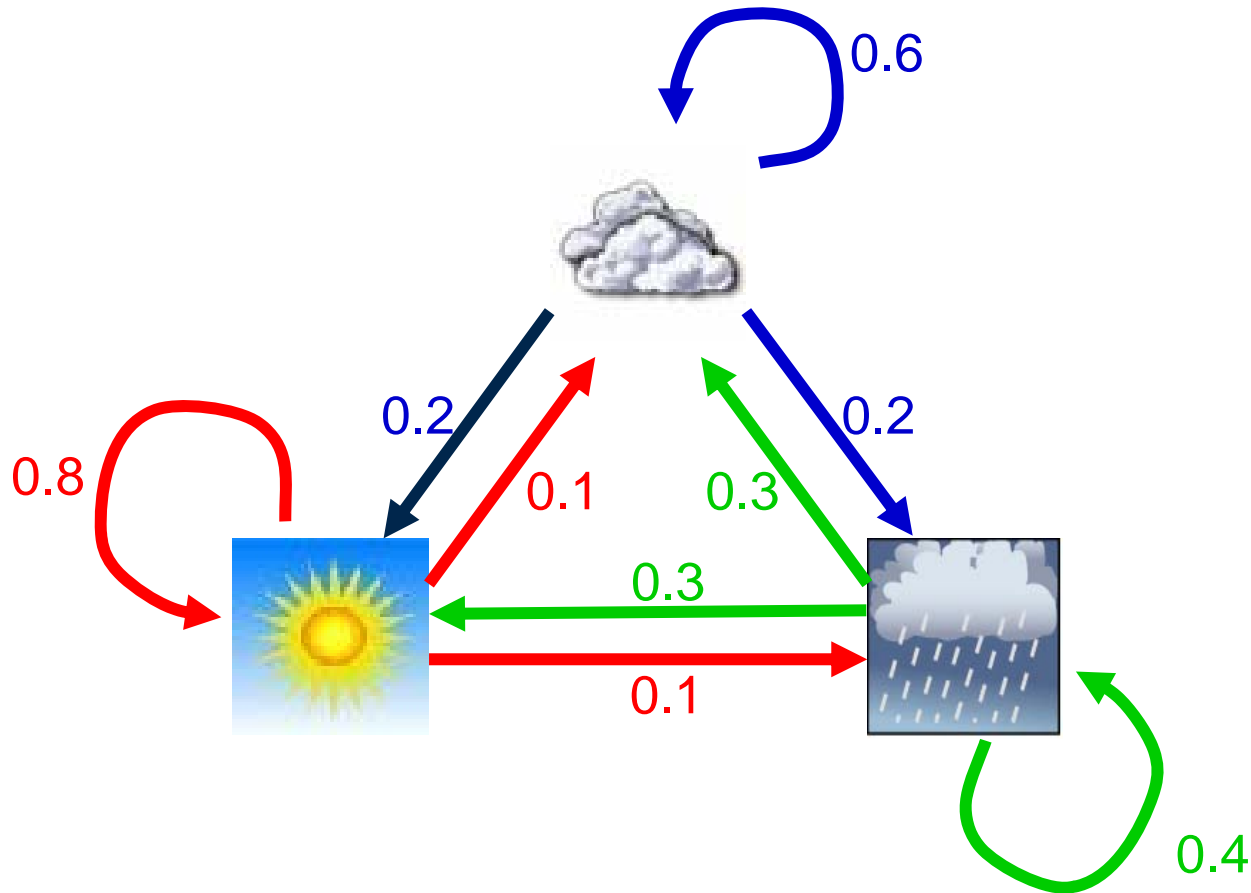
- State 1: Rainy
- State 2: Cloudy
- State 3: Sunny



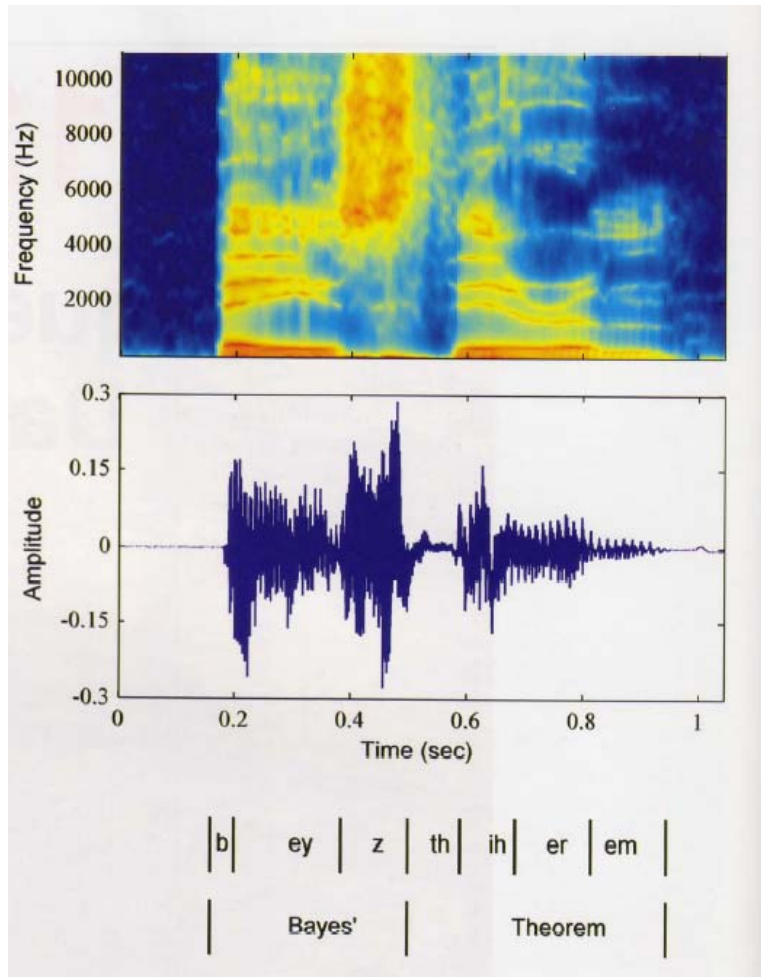
- Weather pattern of a location

		Tomorrow		
		Rain	Cloudy	Sunny
Today	Rain	0.3	0.3	0.4
	Cloudy	0.2	0.6	0.2
	Sunny	0.1	0.1	0.8

Markov Model – Weather State Diagram



Sound Spectrogram of Speech



- “Bayes Theorem”
- Plot of the intensity of the spectral coefficients versus time index
- Successive observations of speech spectrum highly correlated (Markov dependency)

Markov model for the production of spoken words

- States represent phonemes

- Production of word: “cat”

- Represented by states

/k/ /a/ /t/

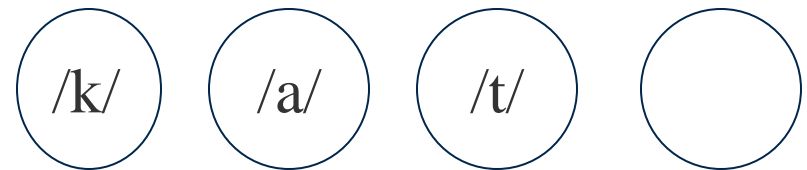
- Transitions from

- /k/ to /a/
- /a/ to /t/
- /t/ to a silent state

- Although only correct cat sound is represented by model, perhaps other transitions can be introduced,

- eg, /k/ followed by /t/

Markov Model
for word “cat”



Stationary vs Non-stationary

- Stationary: Data evolves over time but distribution remains same
 - e.g., dependence of current word over previous word remains constant
- Non-stationary: Generative distribution itself changes over time

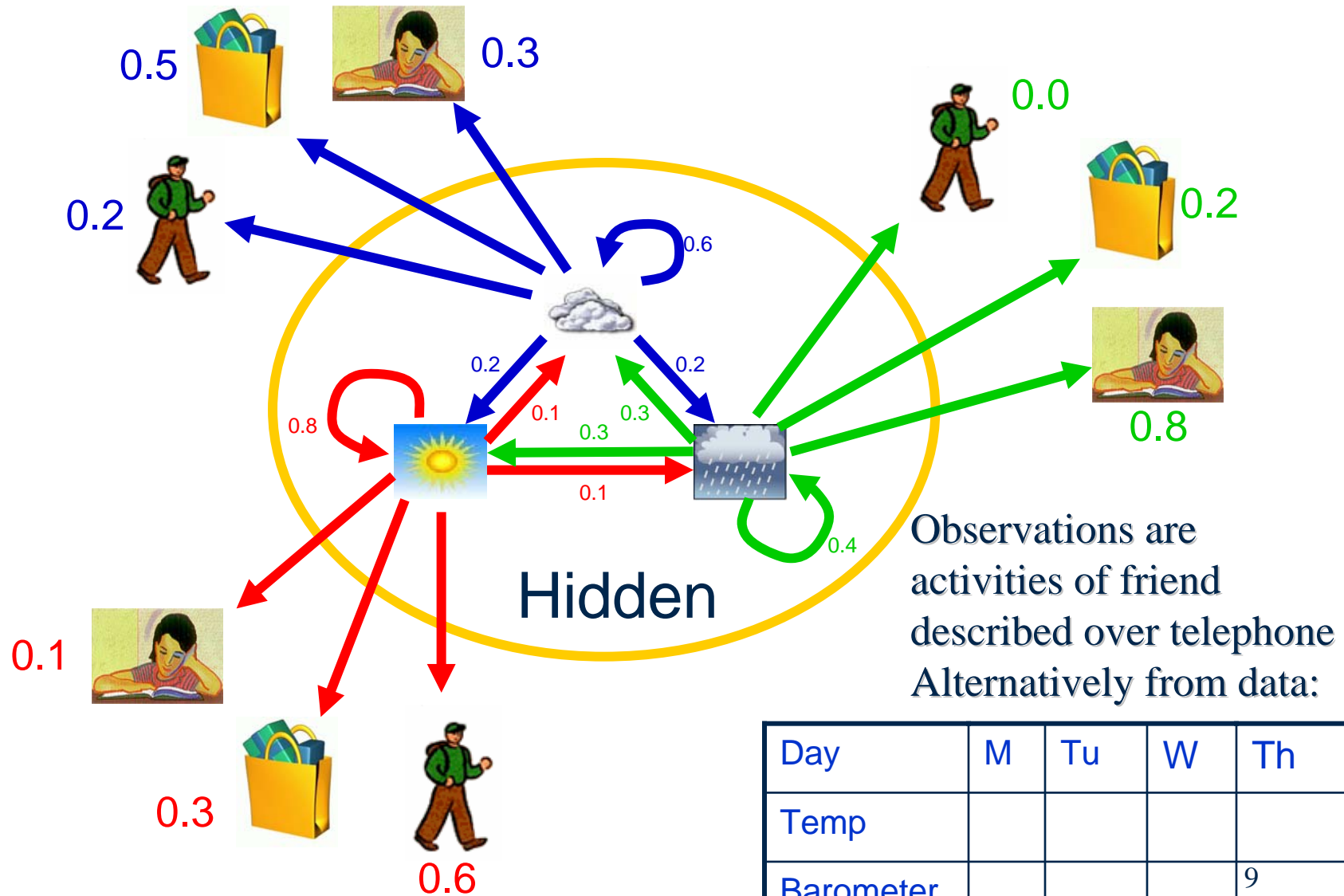
Making a Sequence of Decisions

- Processes in time, states at time t are influenced by a state at time $t-1$
- Wish to predict next value from previous values, e.g., financial forecasting
- Impractical to consider general dependence of future dependence on all previous observations
 - Complexity grows without limit as number of observations increases
- Markov models assume dependence on most recent observations

Latent Variables

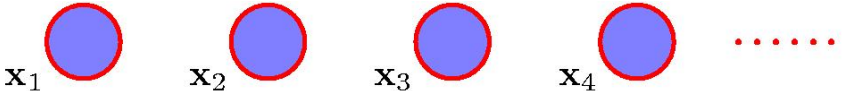
- While Markov models are tractable they are severely limited
- Introduction of latent variables provides a more general framework
- Lead to state-space models
- When latent variables are:
 - Discrete
 - they are called *Hidden Markov models*
 - Continuous
 - they are *linear dynamical systems*

Hidden Markov Model



Day	M	Tu	W	Th
Temp				
Barometer				9

Markov Model Assuming Independence

- Simplest model: 
 - Assume observations are independent
 - Graph without links
- To predict whether it rains tomorrow is only based on relative frequency of rainy days
- Ignores influence of whether it rained the previous day

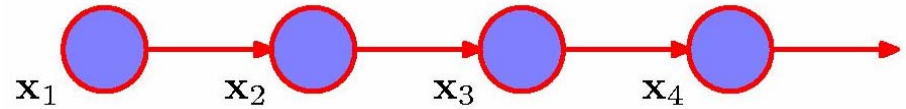
Markov Model

- Most general Markov model for observations $\{x_n\}$
- Product rule to express joint distribution of sequence of observations

$$p(x_1, \dots, x_N) = \prod_{n=1}^N p(x_n \mid x_1, \dots, x_{n-1})$$

First Order Markov Model

- Chain of observations $\{x_n\}$



- Joint distribution for a sequence of n variables

$$p(x_1, \dots, x_N) = p(x_1) \prod_{n=2}^N p(x_n | x_{n-1})$$

- It can be verified (using product rule from above) that

$$p(x_n | x_1 \dots x_{n-1}) = p(x_n | x_{n-1})$$

- If model is used to predict next observation, distribution of prediction will only depend on preceding observation and independent of earlier observations
- Stationarity implies conditional distributions $p(x_n/x_{n-1})$ are all equal

Markov Model – Sequence probability

- What is the probability that the weather for the next 7 days will be “S-S-R-R-S-C-S”?

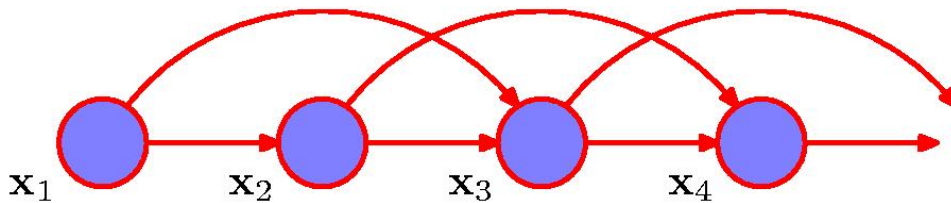
$$O = \{S_3, S_3, S_3, S_1, S_1, S_3, S_2, S_3\}$$

— Find the probability of O , given the model.

$$\begin{aligned} P(O | Model) &= P(S_3, S_3, S_3, S_1, S_1, S_3, S_2, S_3 | Model) \\ &= P(S_3) \cdot P(S_3 | S_3) \cdot P(S_3 | S_3) \cdot P(S_1 | S_3) \\ &\quad \cdot P(S_1 | S_1) \cdot P(S_3 | S_1) \cdot P(S_2 | S_3) \cdot P(S_3 | S_2) \\ &= \pi_3 \cdot a_{33} \cdot a_{33} \cdot a_{31} \cdot a_{11} \cdot a_{13} \cdot a_{32} \cdot a_{23} \\ &= 1 \cdot (0.8) \cdot (0.8) \cdot (0.1) \cdot (0.4) \cdot (0.3) \cdot (0.1) \cdot (0.2) \\ &= 1.536 \times 10^{-4} \end{aligned}$$

Second Order Markov Model

- Conditional distribution of observation x_n depends on the values of two previous observations x_{n-1} and x_{n-2}



$$p(x_1, \dots, x_N) = p(x_1) p(x_2 | x_1) \prod_{n=3}^N p(x_n | x_{n-1}, x_{n-2})$$

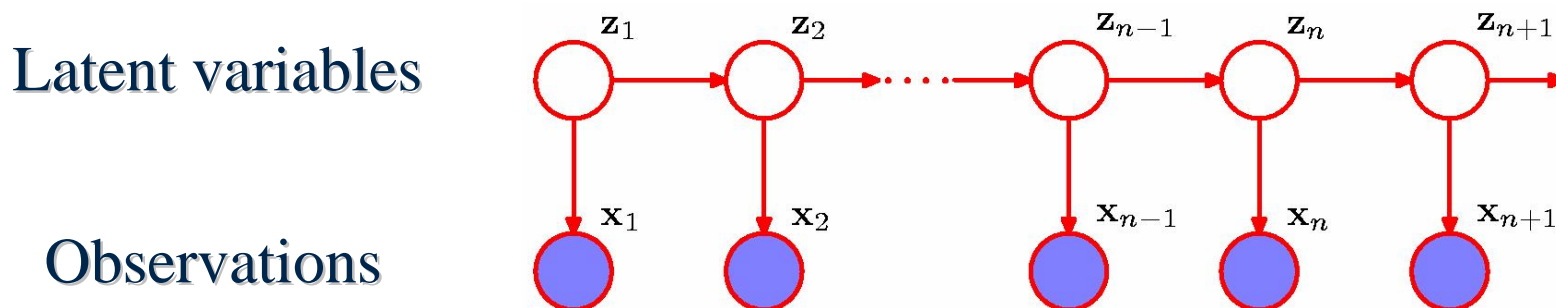
- Each observation is influenced by previous two observations

M^{th} Order Markov Source

- Conditional distribution for a particular variable depends on previous M variables
- Pay a price for number of parameters
- Discrete variable with K states
 - First order: $p(x_n/x_{n-1})$ needs $K-1$ parameters for each value of x_{n-1} for each of K states of x_n giving $K(K-1)$ parameters
 - M^{th} order will need $K^{M-1}(K-1)$ parameters

Introducing Latent Variables

- Model for sequences not limited by Markov assumption of any order but with limited number of parameters
- For each observation x_n , introduce a latent variable z_n
- z_n may be of different type or dimensionality to the observed variable
- Latent variables form the Markov chain
- Gives the “state-space model”



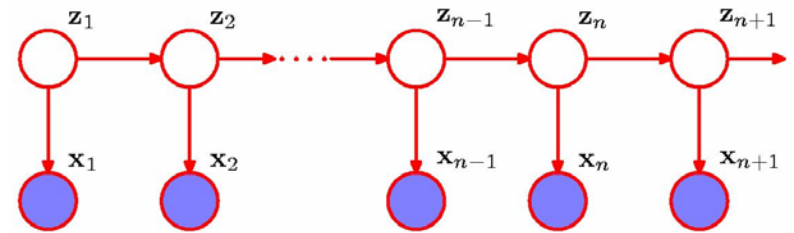
Conditional Independence with Latent Variables

- Satisfies key assumption that

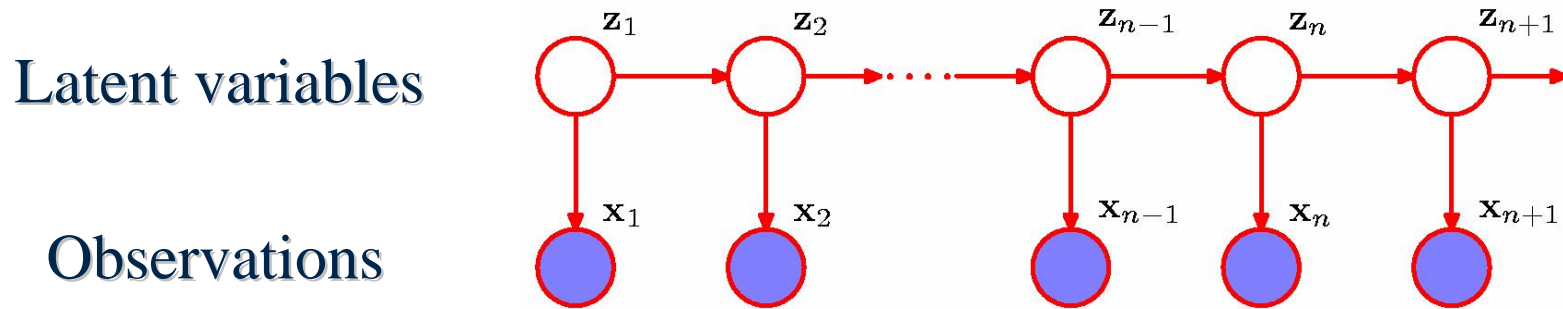
$$z_{n+1} \perp z_{n-1} \mid z_n$$

- From d-separation

When latent node z_n is filled, the only path between z_{n-1} and z_{n+1} has a head-to-tail node that is blocked



Jt Distribution with Latent Variables

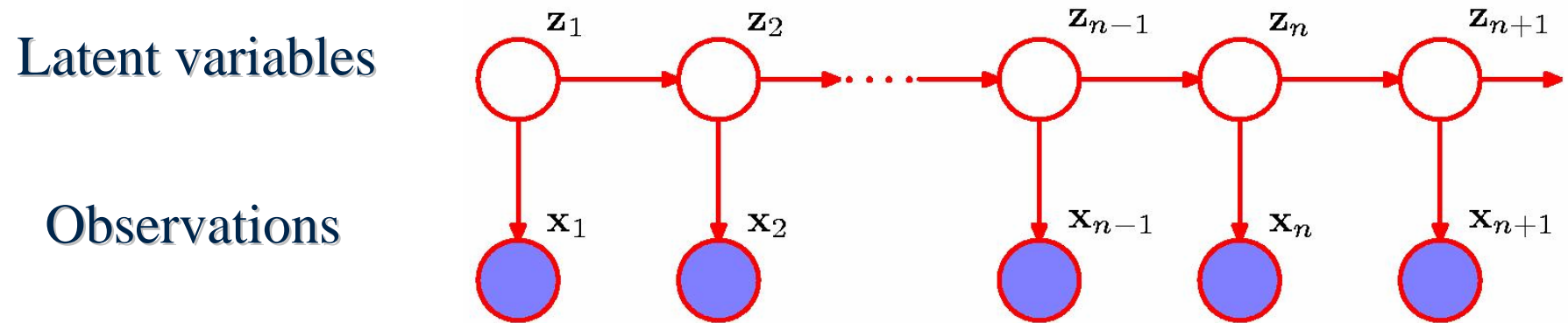


- Joint distribution for this model

$$p(x_1, \dots, x_N, z_1, \dots, z_n) = p(z_1) \left[\prod_{n=2}^N p(z_n | z_{n-1}) \right] \prod_{n=1}^N p(x_n | z_n)$$

- There is always a path between any x_n and x_m via latent variables which is never blocked
- Thus predictive distribution $p(x_{n+1}/x_1, \dots, x_n)$ for observation x_{n+1} does not exhibit conditional independence properties and is hence dependent on all previous observations

Two Models Described by Graph



1. Hidden Markov Model: If latent variables are discrete:
Observed variables in a HMM may be discrete or continuous
2. Linear Dynamical Systems: If both latent and observed variables are Gaussian

Further Topics on Sequential Data

- **Hidden Markov Models:**

<http://www.cedar.buffalo.edu/~srihari/CSE574/Chap11/Ch11.2-HiddenMarkovModels.pdf>

- **Extensions of HMMs:**

<http://www.cedar.buffalo.edu/~srihari/CSE574/Chap11/Ch11.3-HMMExtensions.pdf>

- **Linear Dynamical Systems:**

<http://www.cedar.buffalo.edu/~srihari/CSE574/Chap11/Ch11.4-LinearDynamicalSystems.pdf>

- **Conditional Random Fields:**

<http://www.cedar.buffalo.edu/~srihari/CSE574/Chap11/Ch11.5-ConditionalRandomFields.pdf>