

# **A Complexity Framework for Combination of Classifiers in Verification and Identification Systems**

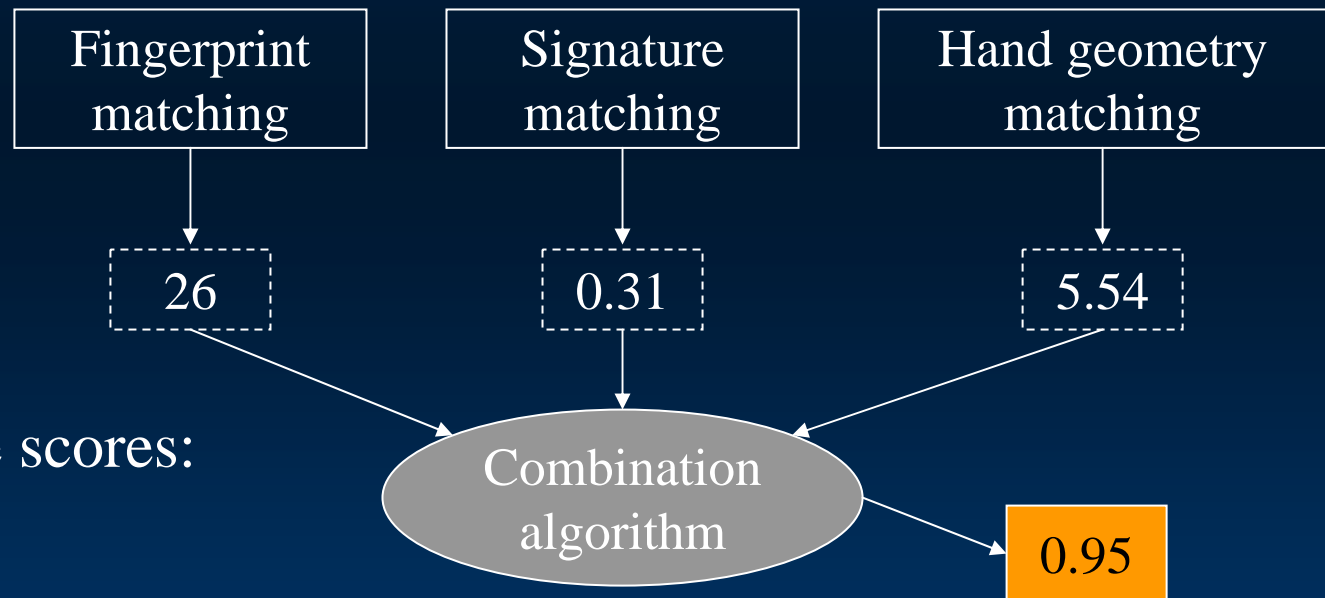
**Sergey Tulyakov**

## Outline

- Problem statement
- Problem settings
- Utilizing independence of classifiers
- Properties of identification systems
- Classifier combination framework
- Identification model
- Contributions

## Biometric Person Verification (1)

- Person A: “I am Alice. Here is my biometric data.”
- Retrieve enrolled biometric templates for Alice and match them with person A’s biometric data



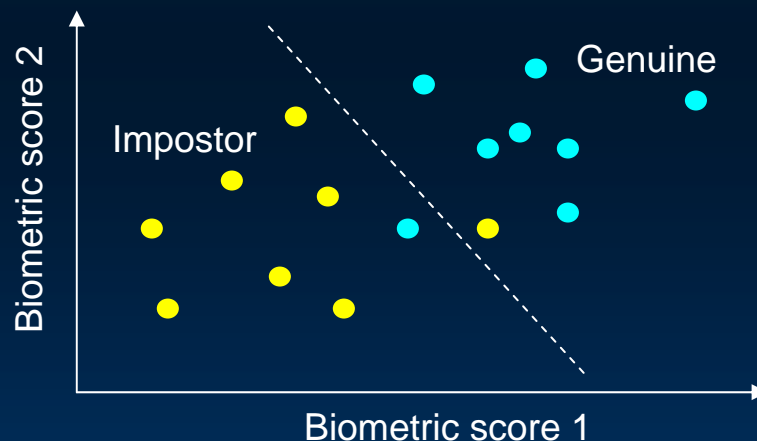
- Combine scores:

- Decide if  $A == \text{Alice}$  (genuine) or  $A \neq \text{Alice}$  (impostor)

## Biometric Person Verification (2)

### Questions:

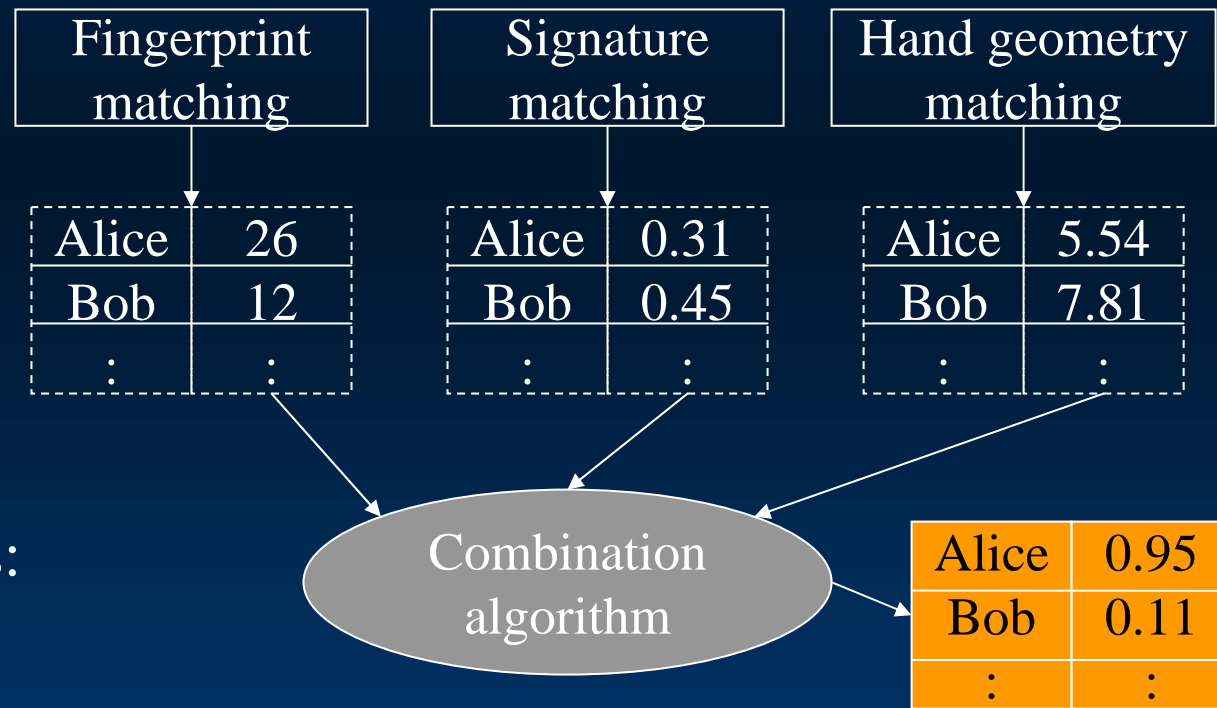
- Why do we need to combine scores? Treat a set of scores as a feature vector, and solve a pattern classification problem with two classes: genuine and impostor verification attempts.



- Is there any advantage in using combination rules as advocated by many authors? What is the best combination rule?
- Could we do better than applying generic pattern classification algorithms in this feature space?

## Biometric Person Identification (1)

- Person A: “Here is my biometric data.”
- Match all enrolled biometric templates with person A biometric data



- Combine scores:

- Decide if  $A == \text{Alice}$  or  $A == \text{Bob}$  or ...

## Biometric Person Identification (2)

### Questions:

Conversion to pattern classification problem is difficult now: there could be too many classes (enrolled persons). Use some combination function

$$S(\text{Alice}) = f(s_1(\text{Alice}), s_2(\text{Alice}))$$

$$S(\text{Bob}) = f(s_1(\text{Bob}), s_2(\text{Bob}))$$

and then select most probable match

$$\text{TopMatch} = \arg \max S(P), \quad P \in \{\text{Alice}, \text{Bob}, \dots\}$$

The problem is effectively reduced to N verification problem:

$$\text{Alice} \leftrightarrow \text{NotAlice}$$

$$\text{Bob} \leftrightarrow \text{NotBob}$$

- What is the optimal score combination function  $f$  ? Should it be different from combination function used in verification problem?
- Are there any combination schemes better than this? Do we lose any class separating capabilities by not considering generic pattern classifiers in the score space?

## Summary of Contributions

### Verification Systems:

- Utilizing the knowledge of classifier independence in combinations  
Combination algorithms for multimodal biometrics can be improved by utilizing independence knowledge

### Identification Systems:

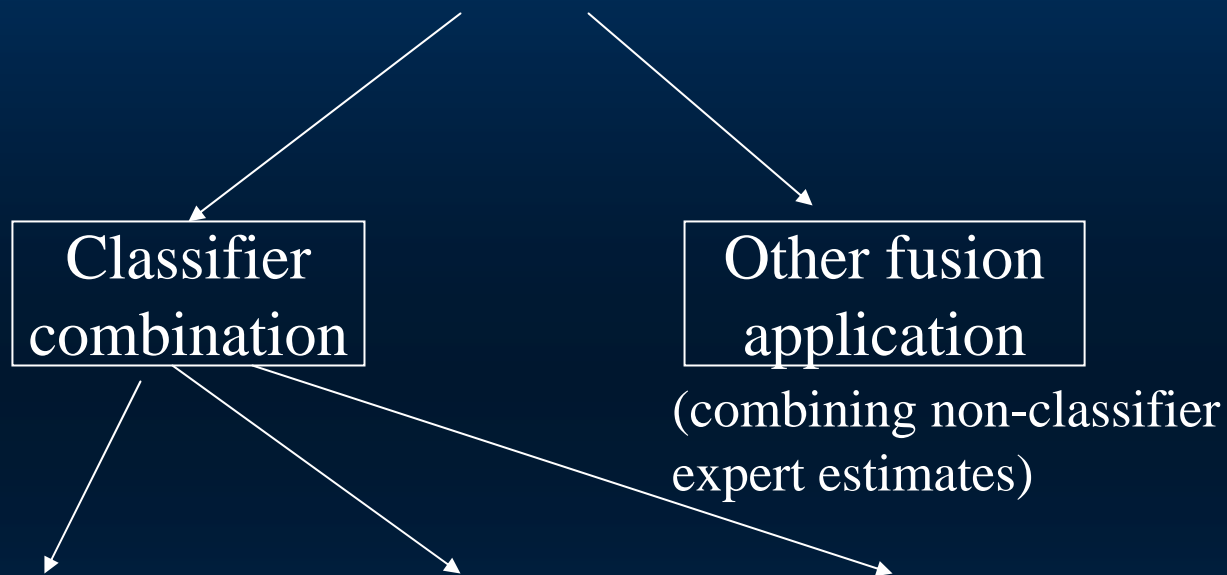
- Investigating the properties of identification systems  
Threshold results of identification using two top scores
- Complexity framework for classifier combinations  
4 complexity types of classifier combinations
- Model score dependencies in identification system and use them for combination  
Second-best score statistics can be utilized to improve the performance of combination algorithms in identification and verification systems

## Outline

- Problem statement
- Problem settings
- Utilizing independence of classifiers
- Properties of identification systems
- Classifier combination framework
- Identification model
- Contributions

Verification systems: do we have to consider fixed combination rules (sum rule, etc.)?

# Fusion applications



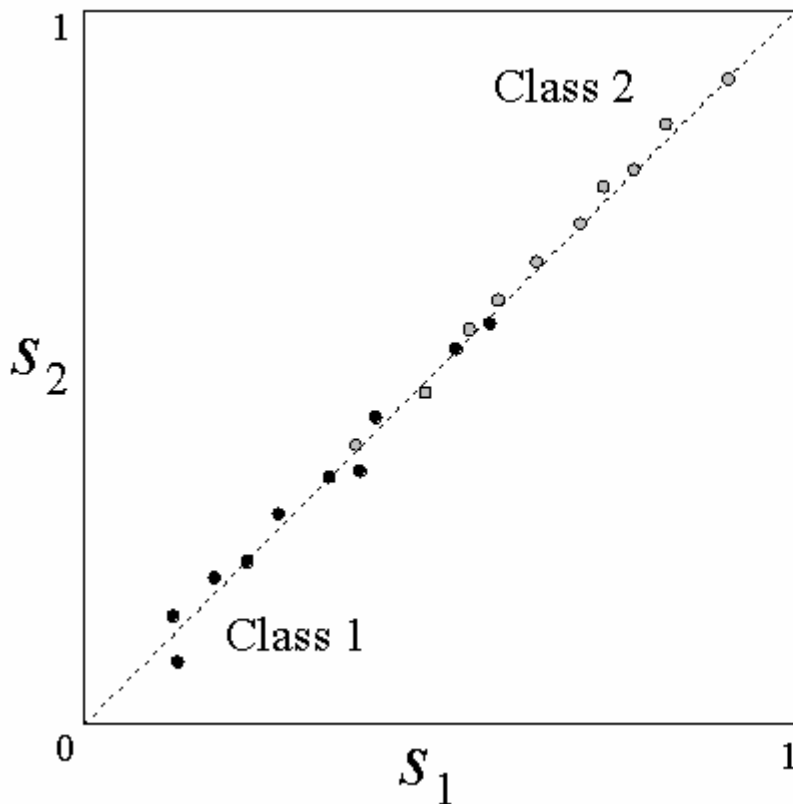
	Type I Classifiers (vote)	Type II Classifiers (rank)	Type III Classifiers (score)
--	------------------------------	-------------------------------	---------------------------------

Classifier 1:	(0,1,0)	(2,1,3)	(.4, .5, .1)
Classifier 2:	(1,0,0)	(1,2,3)	(5.5, 7.4, 8.2)
Classifier 3:	(0,1,0)	(3,1,2)	(12, 25, 9)
Combined output:	(0,1,0)	(2,1,3)	(.3, .6, .1)

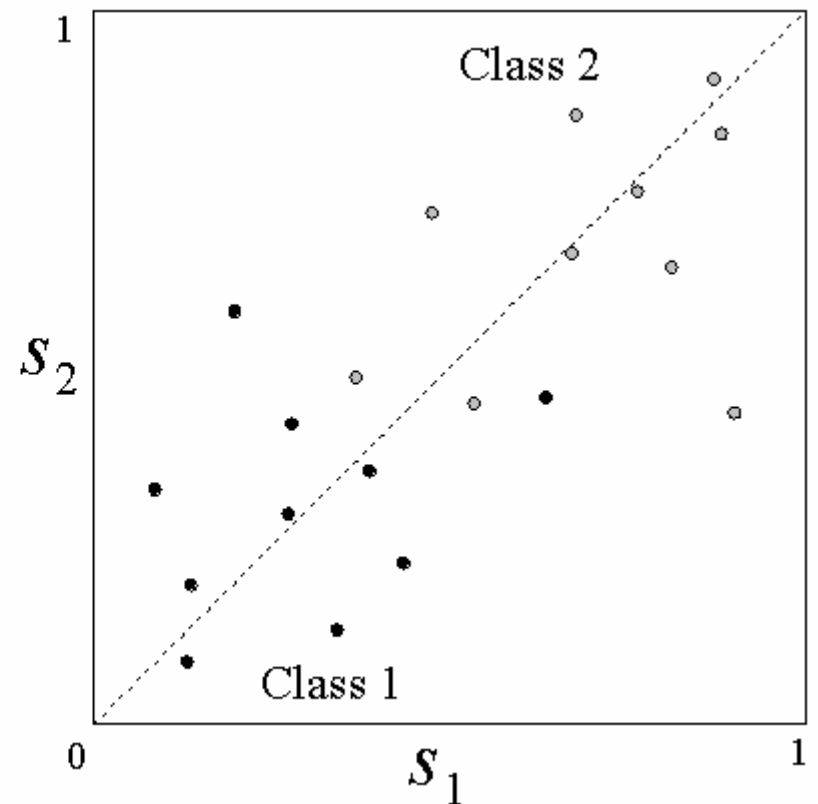
## Ensemble & Non-ensemble Classifiers

If classifiers are similar (ensemble classifiers) then their scores are strongly correlated and lie near diagonal in the score space:  $s_1 \approx s_2 \approx \dots \approx s_M$

### Ensemble classifiers



### Non-ensemble classifiers



## Learning Classifier's Behavior

- Non-learnable classifiers

There is not enough training data to learn any classifier's behavior.

Example: *voting (each voter is a classifier).*

- Partially learnable classifiers

The available information about classifiers is not sufficient to produce classifier-trained combination algorithm.

Example: *classifier ensembles, where classifiers are obtained by selecting feature or training data subsets. Though we can learn average classifier's behavior, we can not differentiate between classifiers.*

Proved: **Symmetric smooth combination functions result in similar combination results for ensemble classifiers.**

- Fully learnable classifiers

The behavior of each combined classifier can be learned.

Assertion: Use fixed combination rules (sum, product, AND, OR) for non-learnable or partially learnable classifiers. Use trainable combination algorithms for fully learnable classifiers.

## Problem Settings

Assumptions for considered biometric applications:

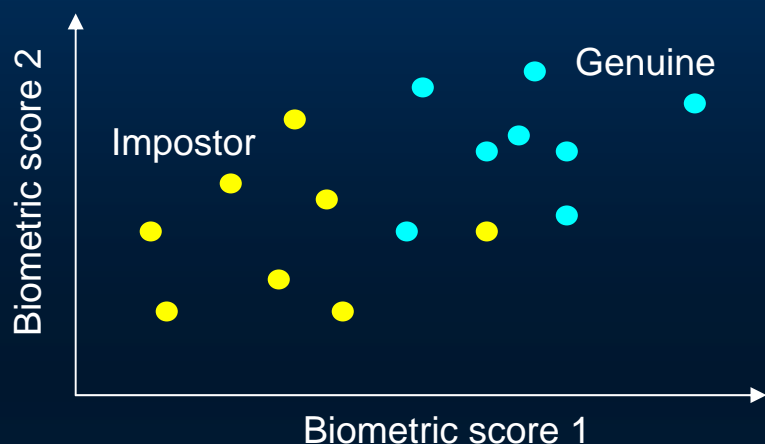
- Type III classifiers (matching scores are available for combination).
- Learnable classifiers (can learn behavior of each classifier)
- Usually there is a large number of classes and class relationships are difficult to learn.

## Outline

- Problem statement
- Problem settings
- Utilizing independence of classifiers
- Properties of identification systems
- Classifier combination framework
- Identification model
- Contributions

Verification systems: can we do better combination than applying generic pattern classifier in score space?

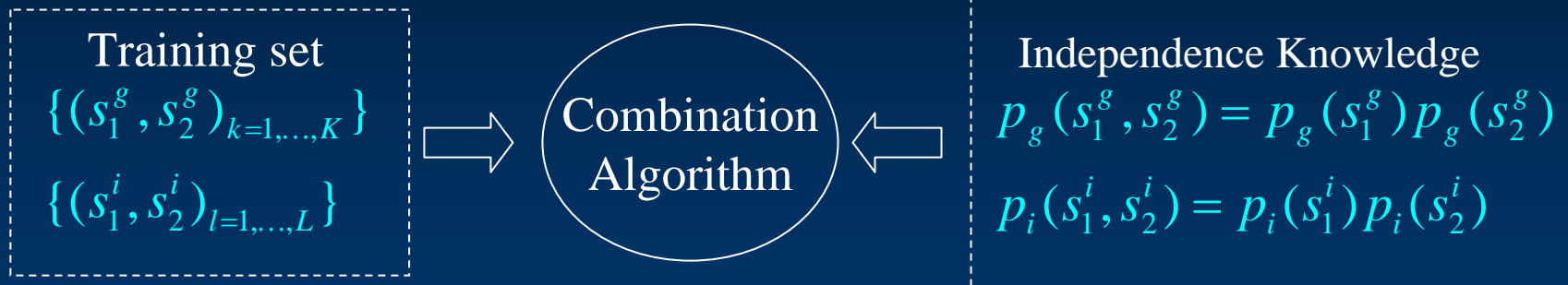
## Independence of Classifiers



Should we simply apply some pattern classification algorithm in this score space for combination?

Yes, but:

If scores are for different modalities (e.g. fingerprint and face), then they are statistically independent. Combination algorithm can take advantage of this.

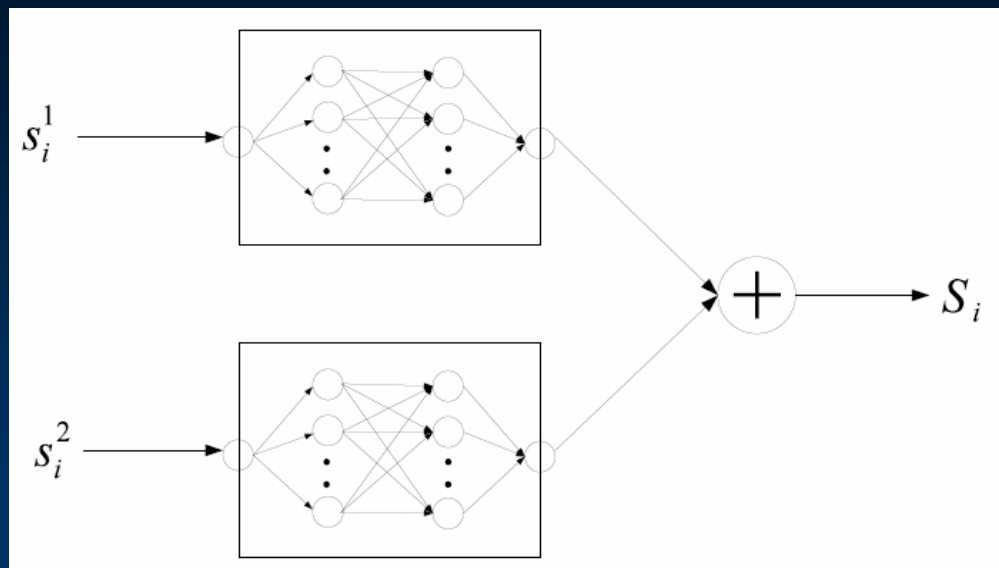


## Utilizing Independence

It is possible to design different combination methods utilizing independence information:

- Approximate densities for Bayesian classification ← Investigated
- Approximate posterior class probabilities
- Classifiers incorporating independence assumption
  - Restricted structure of neural network
  - Special kernels for SVM

Example: neural network with special structure can account for classifier score independence



## Utilizing Independence

### Our approach (2 class, 2 classifier problem):

Approximate densities for Bayesian classification:

- Not using independence – approximate 2-dimensional score densities by 2-dimensional Parzen kernels

$$p(s_1, s_2) \approx \hat{p}(s_1, s_2) = \frac{1}{N} \sum_{i=1}^N \left( \frac{1}{h} \varphi \left( \frac{x_1(i) - s_1}{h}, \frac{x_2(i) - s_2}{h} \right) \right)$$

- Using independence - approximate 2-dimensional score densities by products of 1-dimensional Parzen kernel approximations

$$p(s_1, s_2) = p(s_1) p(s_2) \approx \hat{p}(s_1) \hat{p}_g(s_2)$$

$$\hat{p}(s_1) = \frac{1}{N} \sum_{i=1}^N \left( \frac{1}{h} \varphi \left( \frac{x_1(i) - s_1}{h} \right) \right)$$

# Experiments

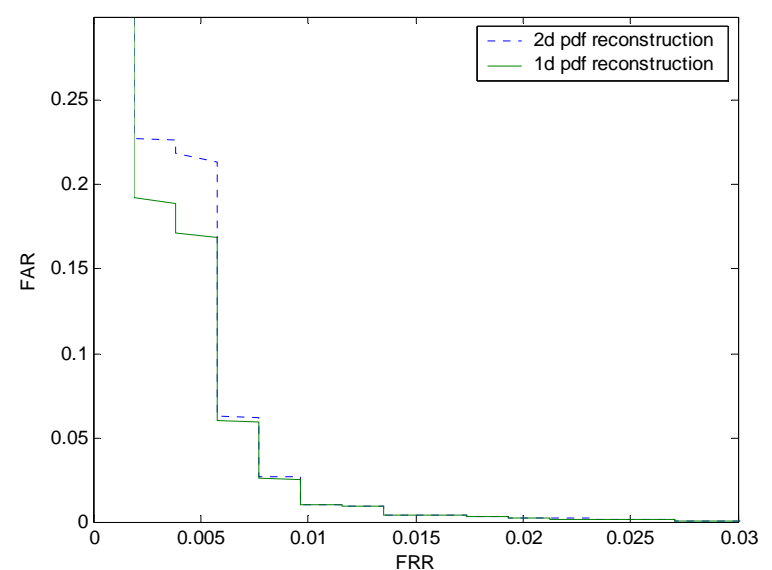
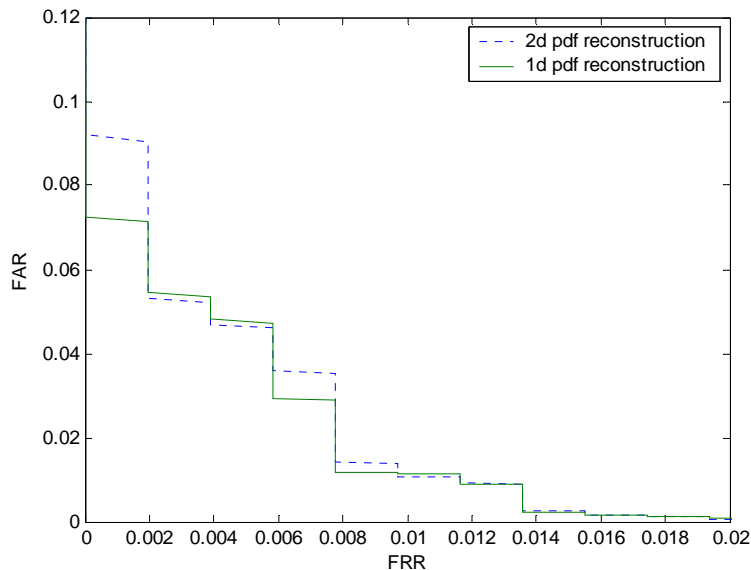
## Results on simulated biometric matchers:

Tables show averages of added error due to combination algorithm training over 100 runs.

STD	Not using	Using	NN	SVM
0.3	0.174	0.140	0.142	0.051
0.4	0.079	0.064	0.065	0.029
0.5	0.051	0.020	0.097	0.021

Num Train Samples	Not using	Using	NN	SVM
30	0.205	0.216	0.197	0.120
100	0.079	0.062	0.055	0.049
300	0.051	0.020	0.097	0.021

## Results on real biometric matchers (fingerprint and face, BSSR1 set):



## Theoretical Justification for Utilizing Independence of Classifiers

Mean integrated squared error (MISE) is a measure of pdf estimation:

$$MISE(\hat{p}) = E \left( \int_{-\infty}^{\infty} (p - \hat{p})^2(x) dx \right)$$

For d-dimensional kernel estimation of pdf:

$$MISE(\hat{p}) \sim n^{-\frac{2k}{2k+d}}$$

W. Hardle “Smoothing techniques with implementation in S”

### Proved Theorem:

If two dimensional density  $p$  is a product of 1-dimensional densities  $p = p_1 p_2$ , then MISE of approximating  $p$  by the product of approximations  $p \sim \hat{p}_1 \hat{p}_2$  is

$$MISE(\hat{p}_1 \hat{p}_2) \sim n^{-\frac{2k}{2k+1}}$$

For direct approximation of  $p$  by 2-dimensional kernels

$$MISE(\hat{p}) \sim n^{-\frac{2k}{2k+2}}$$

## Outline

- Problem statement
- Problem settings
- Utilizing independence of classifiers
- Properties of identification systems
- Classifier combination framework
- Identification model
- Contributions

## Observation 1: using ranks instead of scores

T.K. Ho (PhD thesis, 1993): image quality influences OCR scores and ranks provide more information during combination

→ convert scores to ranks



A	B	C	...
.95	.89	.76	...

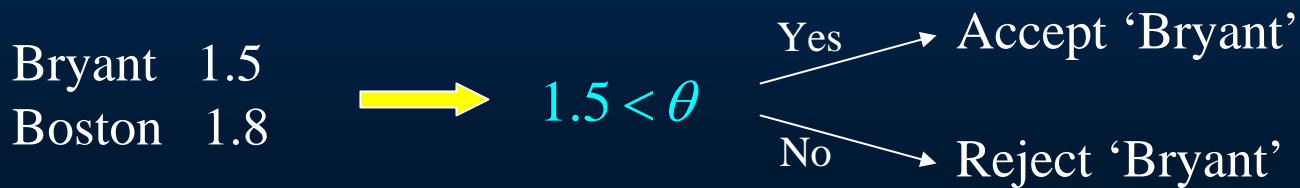


A	B	C	...
.80	.54	.43	...

*But score information is lost (how better is first score than the second?).*

## Observation 2: using top two scores to accept recognition results

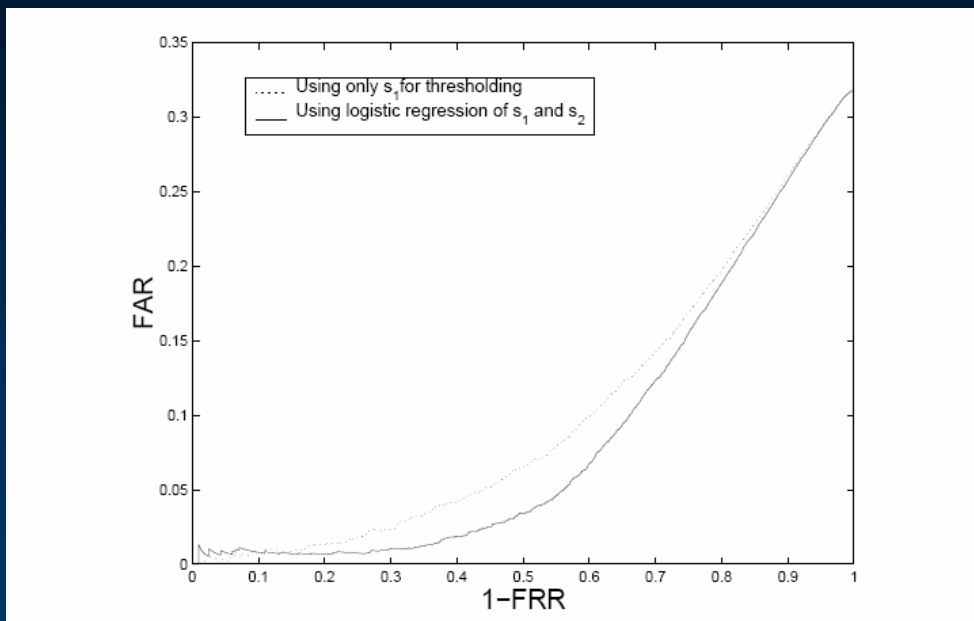
If we want to decide whether the word recognition is successful, we have to set some thresholds:



But, do we want to accept results in second case

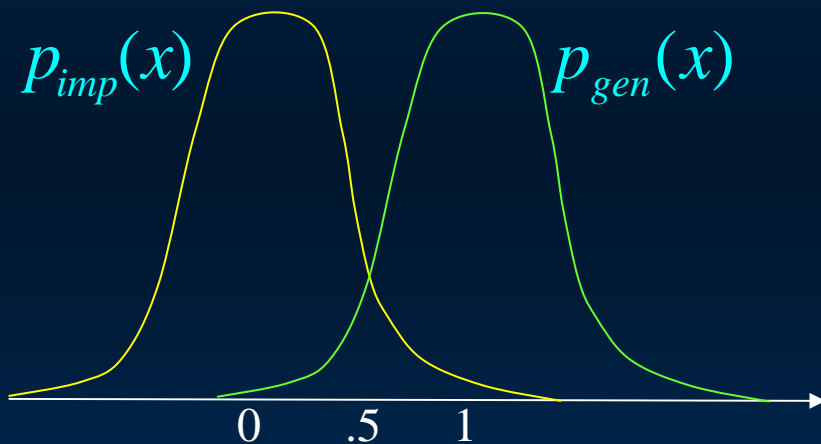
Bryant	2.5	?
Boston	2.8	

**Solution (D.S. Lee):**  
 consider the combination  
 of top two scores for  
 thresholding:



## Observation 3: Score distributions in biometric systems

Score distributions (genuine and impostor) are used almost exclusively to describe the performance of biometric matchers.



Example of scores produced by a perfect identification system matcher:

Identification attempt	Gen score	Impostor scores
1	1.0	0.8, 0.4, -0.1
2	2.2	1.9, 1.3, 0.7
3	0.5	0.1, -0.3, -1.1

But scores might be dependent and above distributions could be generated by a perfect identification system matcher, which always assigns better score to genuine match, than to impostor match.

# Investigating properties of identification systems

Identification attempt produces  $N$  matching scores  $s_1 > s_2 > \dots > s_N$

2 classes of identification attempts:

- **Genuine identification** :  $s_1$  corresponds to the truth class of input object
- **Impostor identification**:  $s_1$  corresponds to some other class

Use standard pattern classification methods to separate these two classes for specific costs of genuine and impostor identification.

For Bayesian classification we want to find

$$P_{gen\_id}(s_1, s_2, \dots, s_N) = p(s_1, s_2, \dots, s_N \mid s_1 \text{ is genuine score})$$

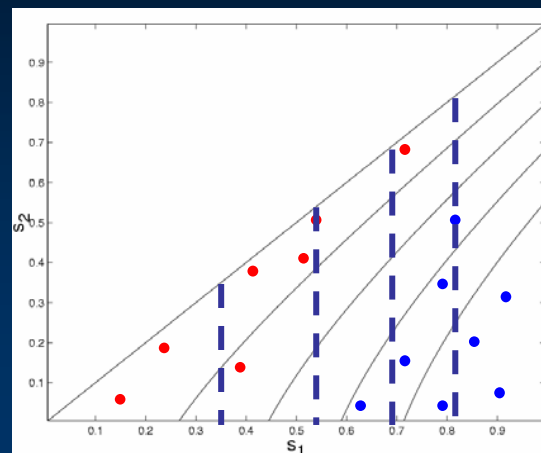
$$P_{imp\_id}(s_1, s_2, \dots, s_N) = p(s_1, s_2, \dots, s_N \mid s_1 \text{ is impostor score})$$

Case  $N=2$ :

Using the assumption of score independence and the densities of matching and non-matching scores for  $N=2$ :

$$P_{gen\_id}(s_1, s_2) = P_{gen}(s_1)P_{imp}(s_2)$$

$$P_{imp\_id}(s_1, s_2) = P_{imp}(s_1)P_{gen}(s_2)$$

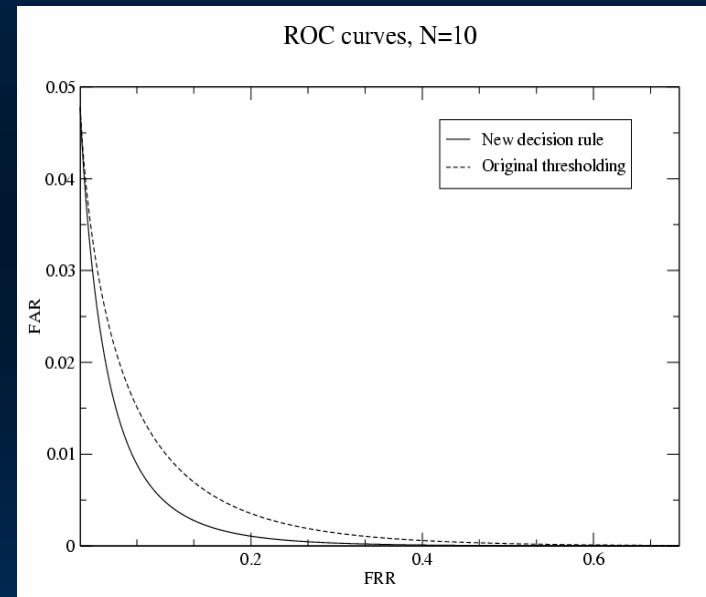
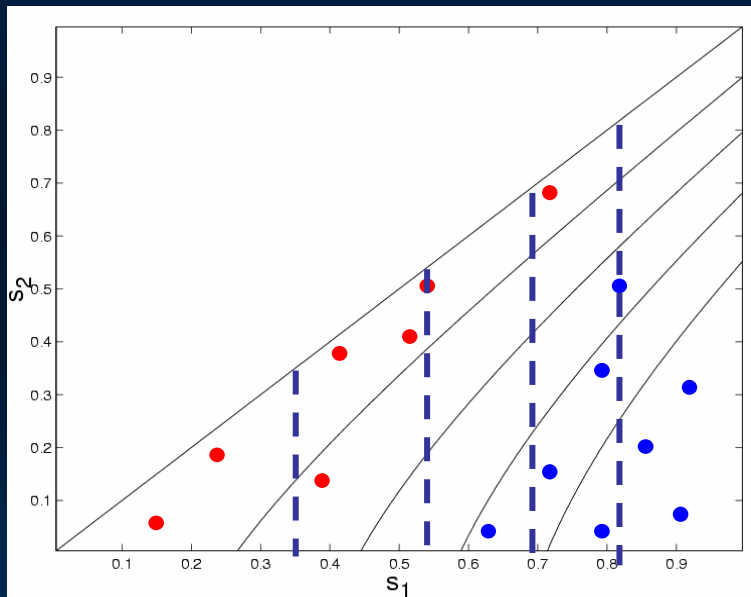


Optimal decision boundaries are quite different from traditional threshold boundaries (vertical lines)

# Identification model

Identification model – models the distributions of scores in identification trials

- Reasons for performance improvements:
  - Inherent (for independent scores)
  - Due to score dependencies
- Model accounts for score distributions and score dependencies



## Dependent scores

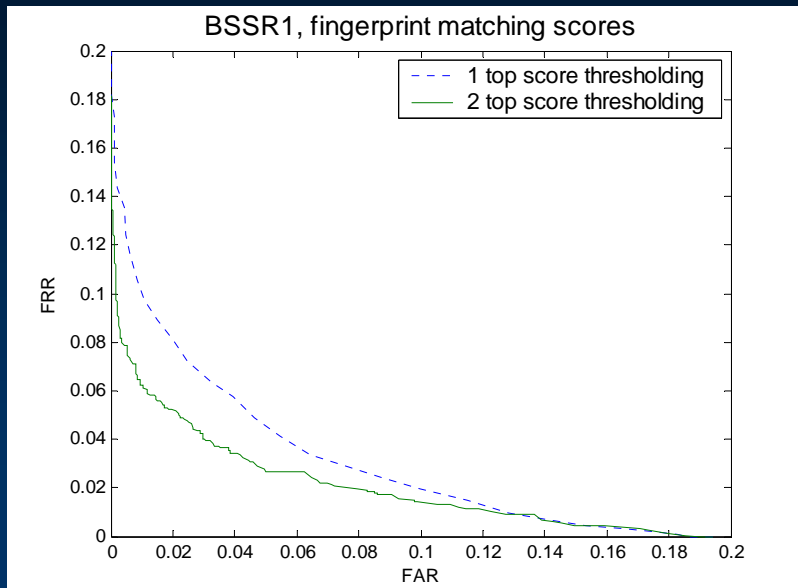
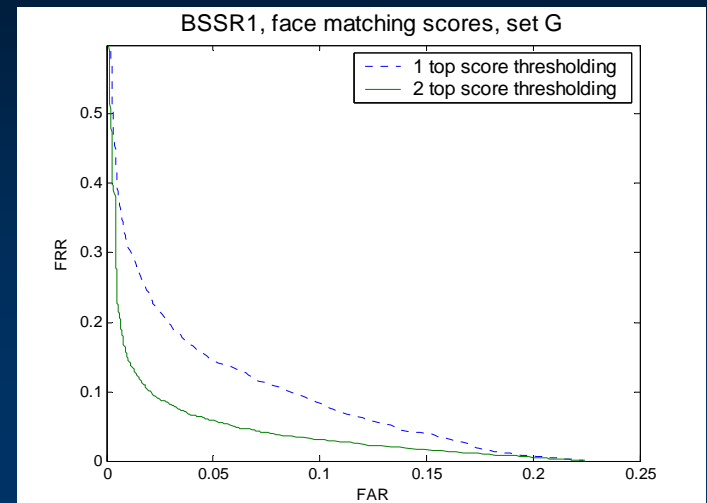
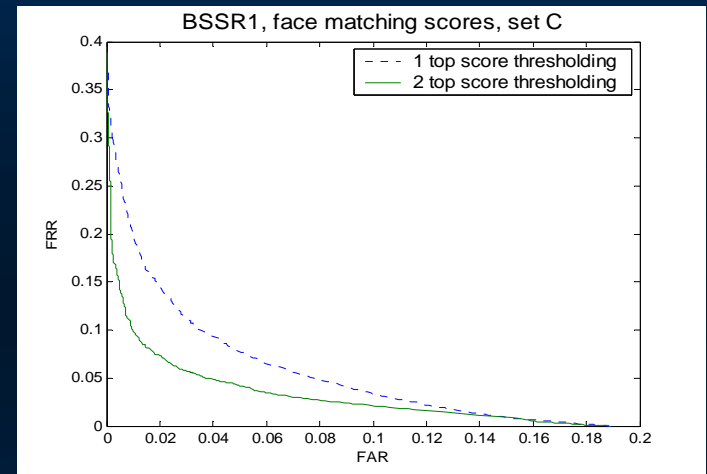
A range of improvements from

- No improvement in decision – e.g. scores are posterior class probabilities
- Average improvement – independent scores
- Perfect decision – e.g. first choice is always true, and decision is  $s_1 - s_2 > \theta$

# Utilizing second-best score for decisions in real life biometric systems

BSSR1 biometric matching score sets:

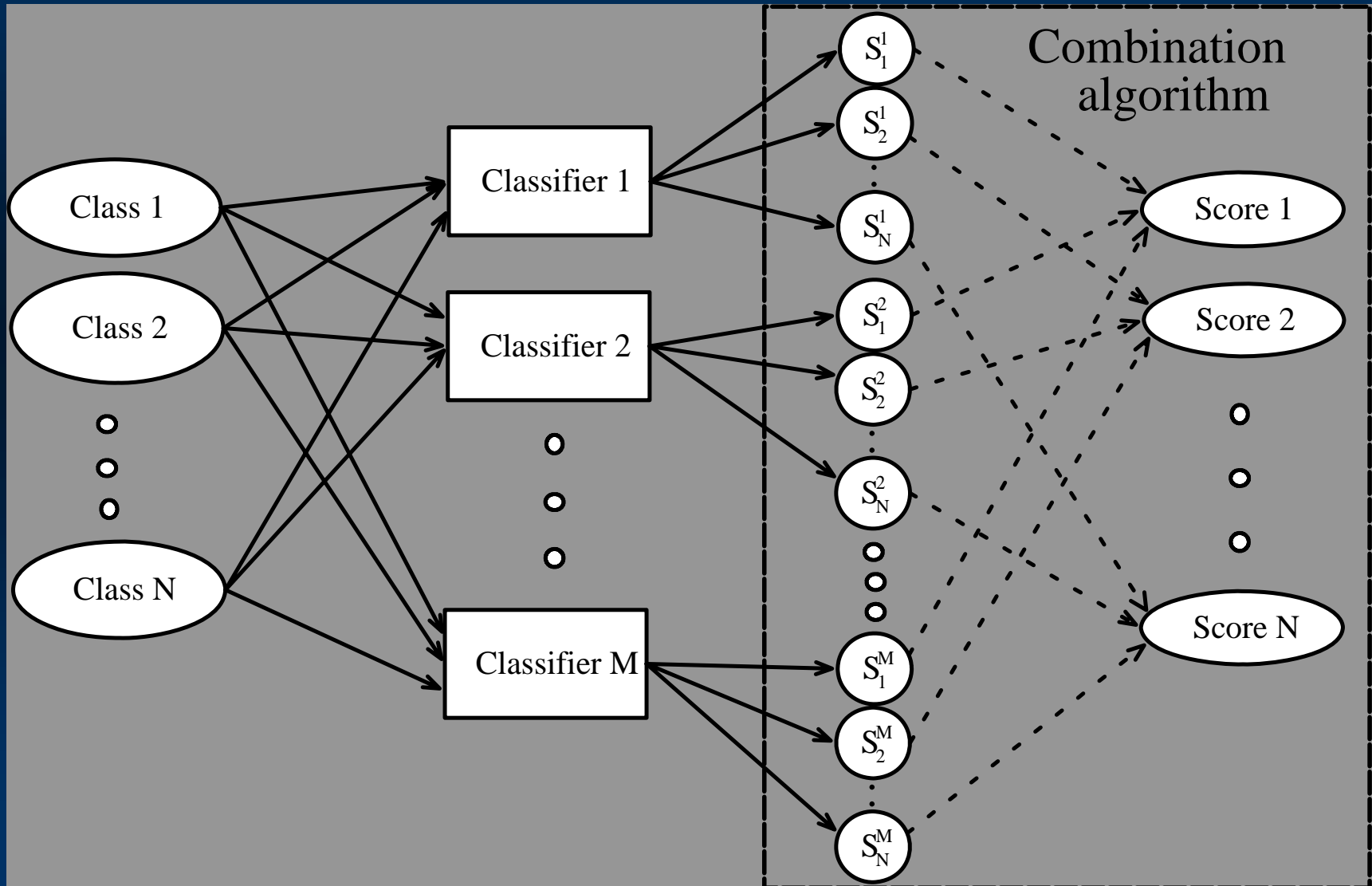
- 3000 face enrollees (2 classifiers)
- 6000 fingerprint enrollees
- Parzen kernels are used to reconstruct densities



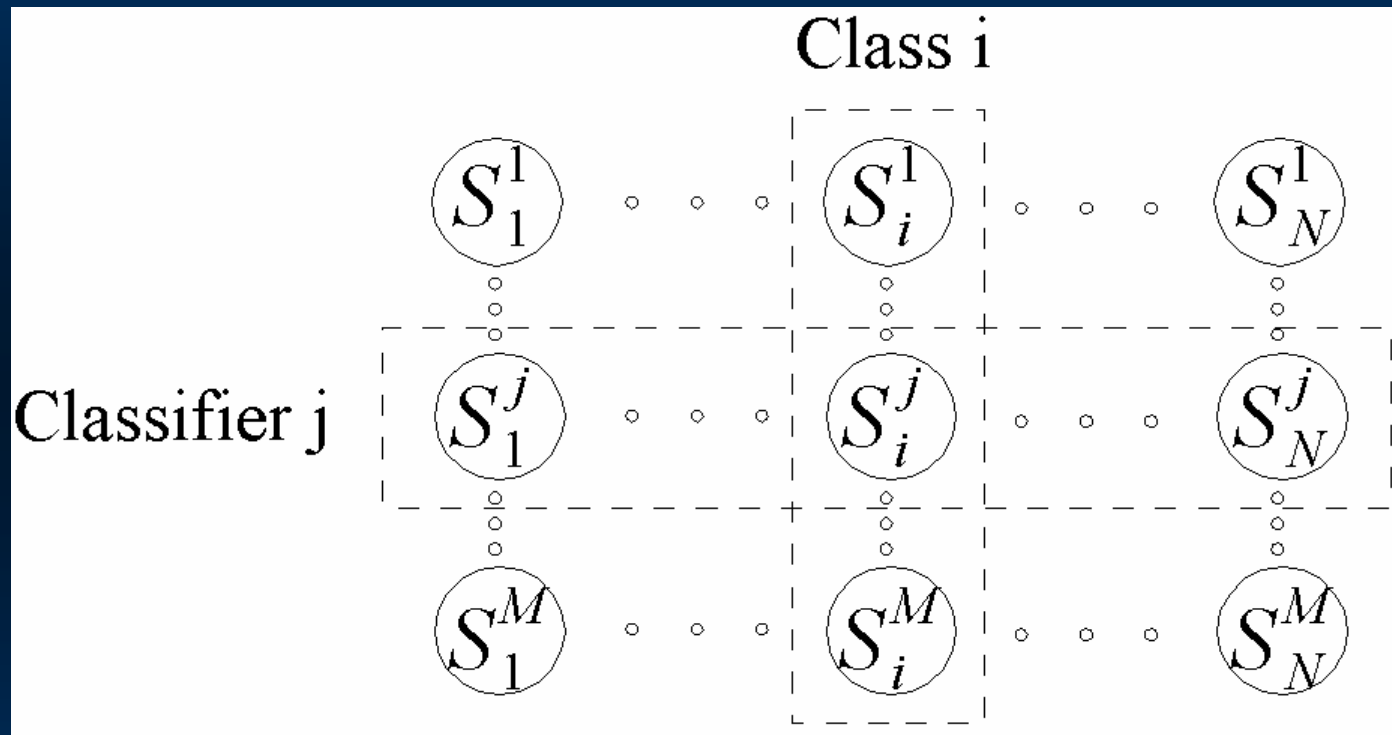
## Outline

- Problem statement
- Problem settings
- Utilizing independence of classifiers
- Properties of identification systems
- Classifier combination framework
- Identification model
- Contributions

# Combination diagram

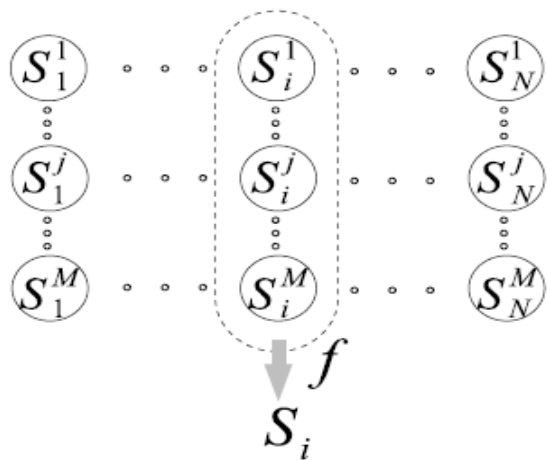


## Score matrix

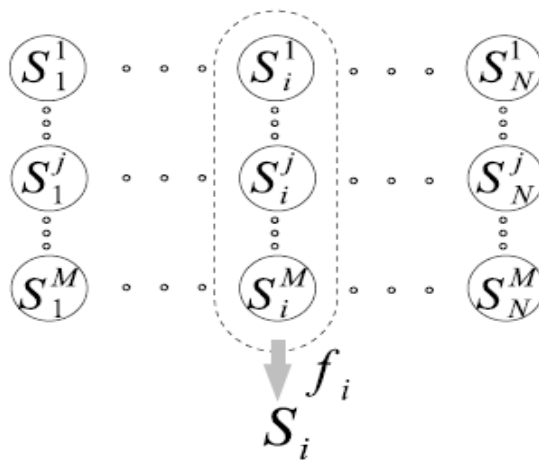


Score matrix can be used to visualize the combination algorithm

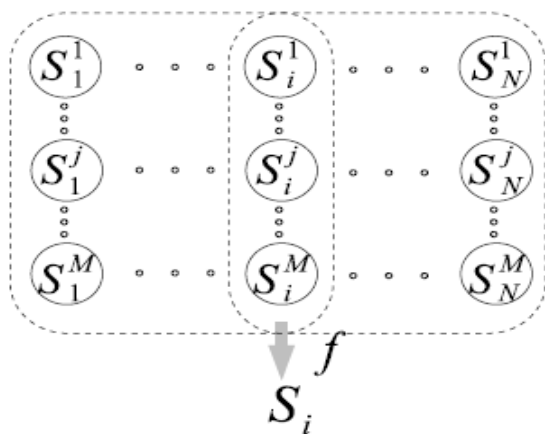
# Complexity of the combination



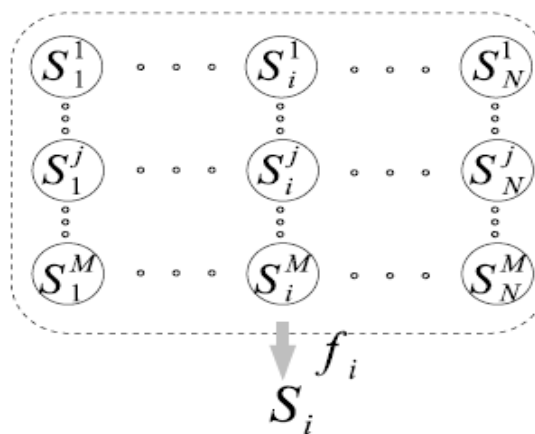
(a) Low



(b) Medium I



(c) Medium II



(d) High

Combinations differ by the number of scores they consider and by the number of trainable combination functions.

## Combination Framework

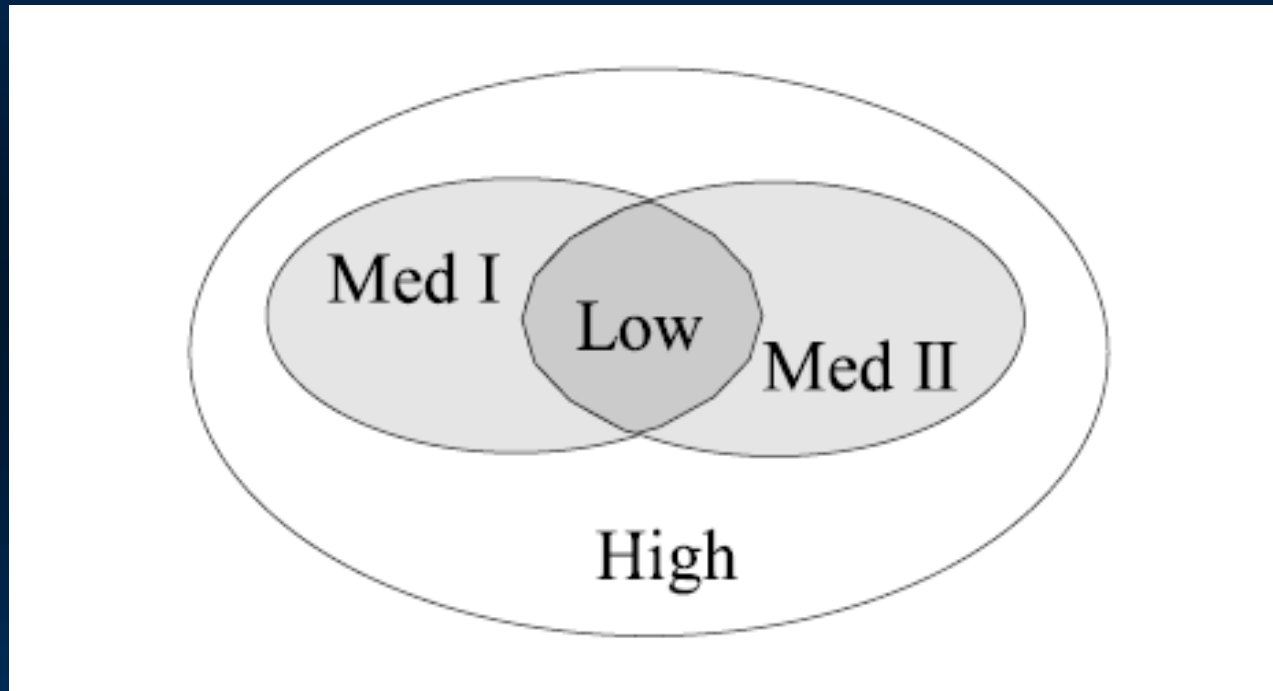
Complexities:

1. Low:  $C_f(M)$
2. Medium I  $NC_f(M)$
3. Medium II  $C_f(NM)$
4. High  $NC_f(NM)$

(  $C_f(k)$  - complexity of the trainable set of functions  $f$  accepting  $k$  input parameters – VC (Vapnik-Chervonenkis) dimension)

1. Select a combination complexity type depending on the problem
  - can learn class information => use medium I or high complexity combinations
  - Can learn classifier behavior => use medium II or high complexity combinations
2. Use any generic classifier as combinator or use complexity type-specific normalization followed by generic classifier

## Relationships between complexity types



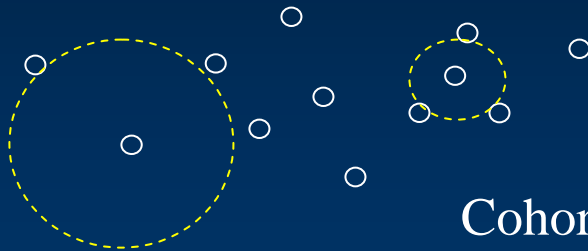
## Combination of biometric matchers

- Usually there are too many classes (persons) and too few samples of each class to have individually trained combination functions for each class.

- it is difficult to use medium I and high complexity combinations
  - Jain, A. K. and A. Ross (2002). Learning user-specific parameters in a multibiometric system. International Conference on Image Processing. 2002.

- use low and medium II combination complexity types.

- The individuality of classes can still be learned through interclass relationships – the ‘background’ of the class, or ‘density’



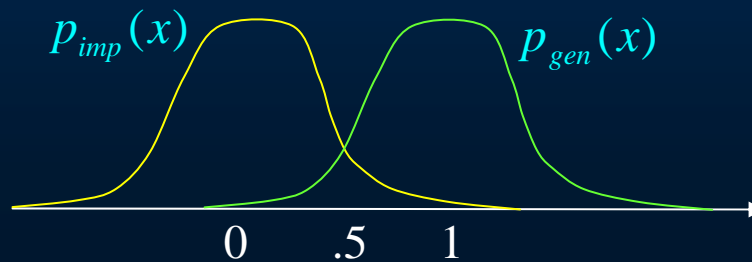
High density => need tighter thresholds

Cohort normalization (Colombi, J. M., J. S. Reider, et al. (1997). Allowing good impostors to test. Thirty-First Asilomar Conference on Signals, Systems & Computers, 1997.)

## Example of improper choice of complexity type (1)

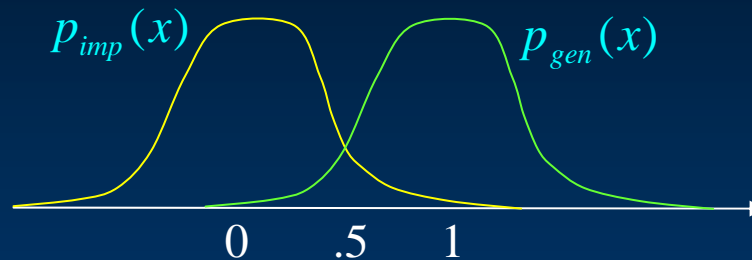
2-class identification problem, each classifier produces 2 match scores – 1 genuine score and 1 impostor score.

### Classifier 1



In each identification attempt of classifier 1:  $s_{imp}^1 = s_{gen}^1 - 1$

### Classifier 2



In each identification attempt of classifier 2  $s_{imp}^2$  and  $s_{gen}^2$  are sampled independently from  $p_{imp}(x)$  and  $p_{gen}(x)$

# Example of improper choice of complexity type (2)

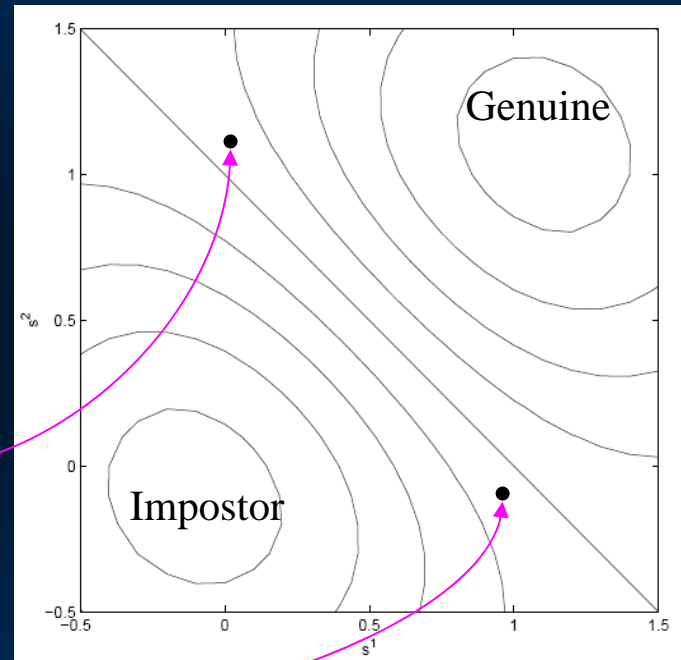
Assume also that classifiers are independent.

## Low complexity combination:

Low complexity combinations operate in score space  $(s^1, s^2)$  and their training set consists of pairs  $(s_{gen}^1, s_{gen}^2)$  and  $(s_{imp}^1, s_{imp}^2)$

Optimal decision surfaces  $\Rightarrow$

$$\begin{matrix} s_{gen}^1 & s_{imp}^1 \\ s_{gen}^2 & s_{imp}^2 \end{matrix} = \begin{matrix} \text{1} & \text{0} \\ \text{-0.1} & \text{1.1} \end{matrix} \quad \text{- failed identification attempt}$$



Low complexity combinations do not account for the relationships between scores produced by single classifier during identification attempt. Information useful for combination is lost.

## Example of improper choice of complexity type (3)

### Medium II complexity combination:

The combination algorithm which simply assigns same class as one with maximum value of first matcher is a perfect combiner – the combination has no identification errors.

### Conclusions:

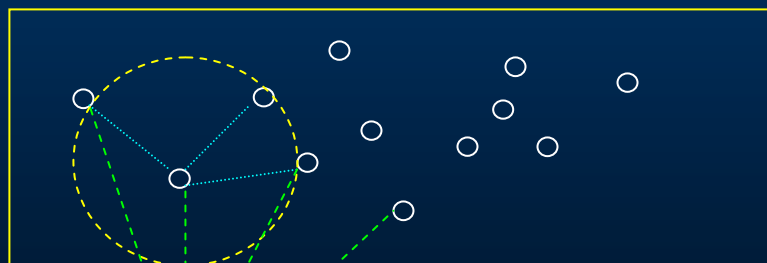
- If there is a dependence between scores produced by one classifier during one identification attempt, low complexity combinations are not a good choice.
- The performance of the system might decrease with additional classifiers, even if optimal combination is constructed, but of the wrong type.
- Try to use medium II or high complexity combinations if possible.

## Outline

- Problem statement
- Problem settings
- Utilizing independence of classifiers
- Properties of identification systems
- Classifier combination framework
- Identification model
- Contributions

## Background and Identification Models (1)

Enrolled  
templates



Background model

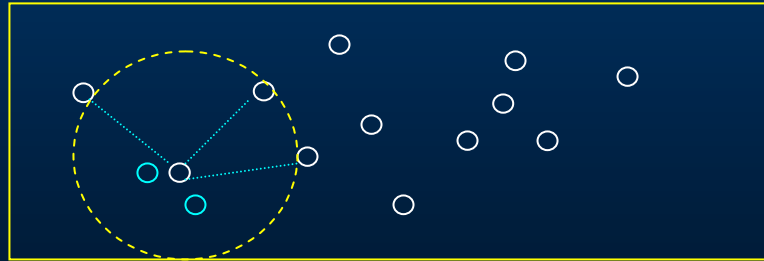
Test  
template

Identification model

- Background and Identification models assume the availability of additional matching scores: between only enrolled templates, or between single test and few enrolled templates.
- Both models can be class-specific or non-specific; but for identification model it is harder to achieve.
- Both models are used to normalize classifier's scores before thresholding or combination.

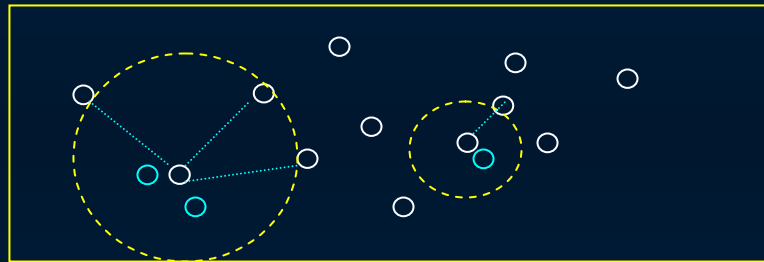
## Background and Identification Models (2)

Class-specific  
background model



- intraclass and  
interclass match  
distributions for  
each class

Non-class-specific  
background model



‘average over  
all classes’

- Non-class-specific background model and no identification model => low complexity combination
- Class-specific background model and no identification model => medium I complexity combinations
- Non-class-specific background model and identification model => medium II complexity combination
- Class-specific background model and identification model => high complexity combinations

## Score Normalization by Background and Identification Models

- Normalization by non-class-specific background models
  - model pdfs of impostor and genuine matches based on matching scores related to all classes
- Normalization by class-specific background models
  - model pdfs of impostor and genuine matches for each class separately
    - Jain, A. K. and A. Ross (2002). Learning user-specific parameters in a multibiometric system. International Conference on Image Processing. 2002.
    - Some cohort normalization methods
- Normalization by identification models
  - learn the joint distributions of genuine and impostor match scores from training identification attempts
  - Why? Genuine and impostor scores are dependent!

- Grother, P., *Face Recognition Vendor Test 2002 Supplemental Report*, NISTIR 7083, Feb. 2, 2004, [www.frvt.org](http://www.frvt.org)

Non-trainable z-Normalization:

$$z_i = \frac{x_i - m}{s}$$

where  $m = \frac{1}{G} \sum_{i=1}^G x_i$ ,  $s = \frac{1}{G-1} \sum_{i=1}^G (x_i - m)^2$

## Combination for verification task

- It is assumed that there are two classes: genuine claim about person's identity and impostor claim.
- Combination methods:
  - By utilizing only match scores related to claimed identity – low and medium I combinations
  - By utilizing additional matching scores related to some other enrolled templates – medium II and high complexity combinations

Additional matches = Identification model

**But: additional matching time is required**

## Combination for identification task

- Many classes – have to choose ‘most matched’
- Combination methods:
  1. Normalization followed by low complexity combination  
*Depending on normalization method we will get different types of combination complexities*
  2. One step combinations  
*Derive some statistics from background and identification models. Use generic classifier to find most matched class*

No additional matching time is required to collect statistics for identification model.

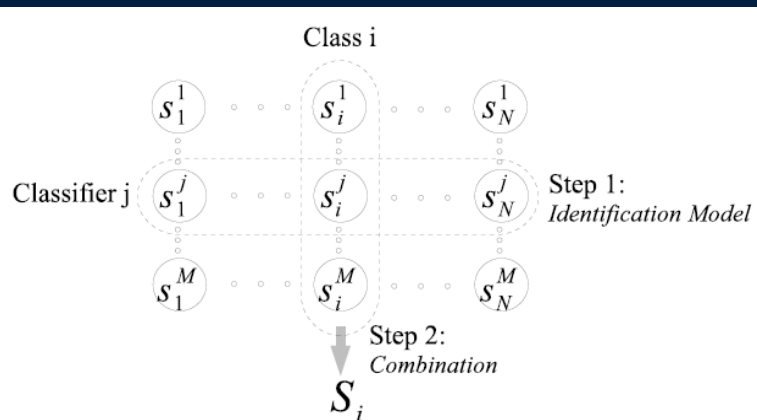


Figure 5.3.1: 2-step combination method utilizing identification model.

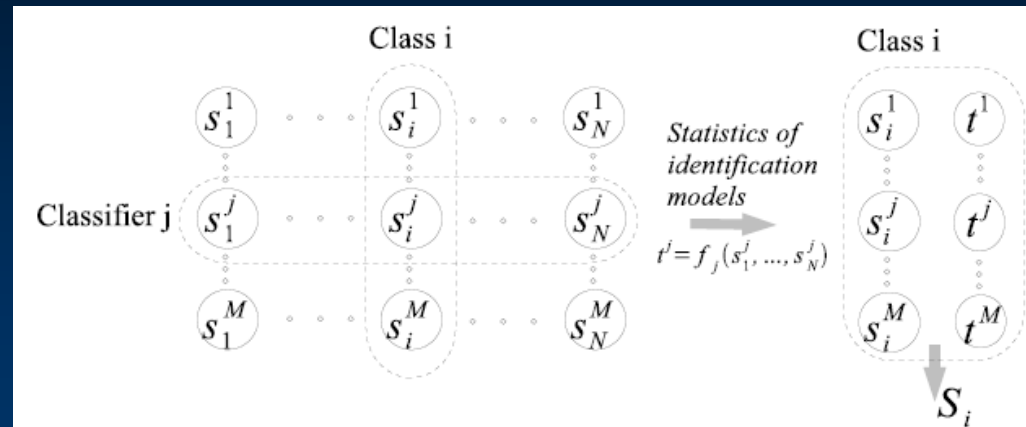


Figure 5.3.2: 1-step combination method utilizing identification model.

## Effect of score normalization by identification models (1)

Utilizing identification model for combinations in identification systems.

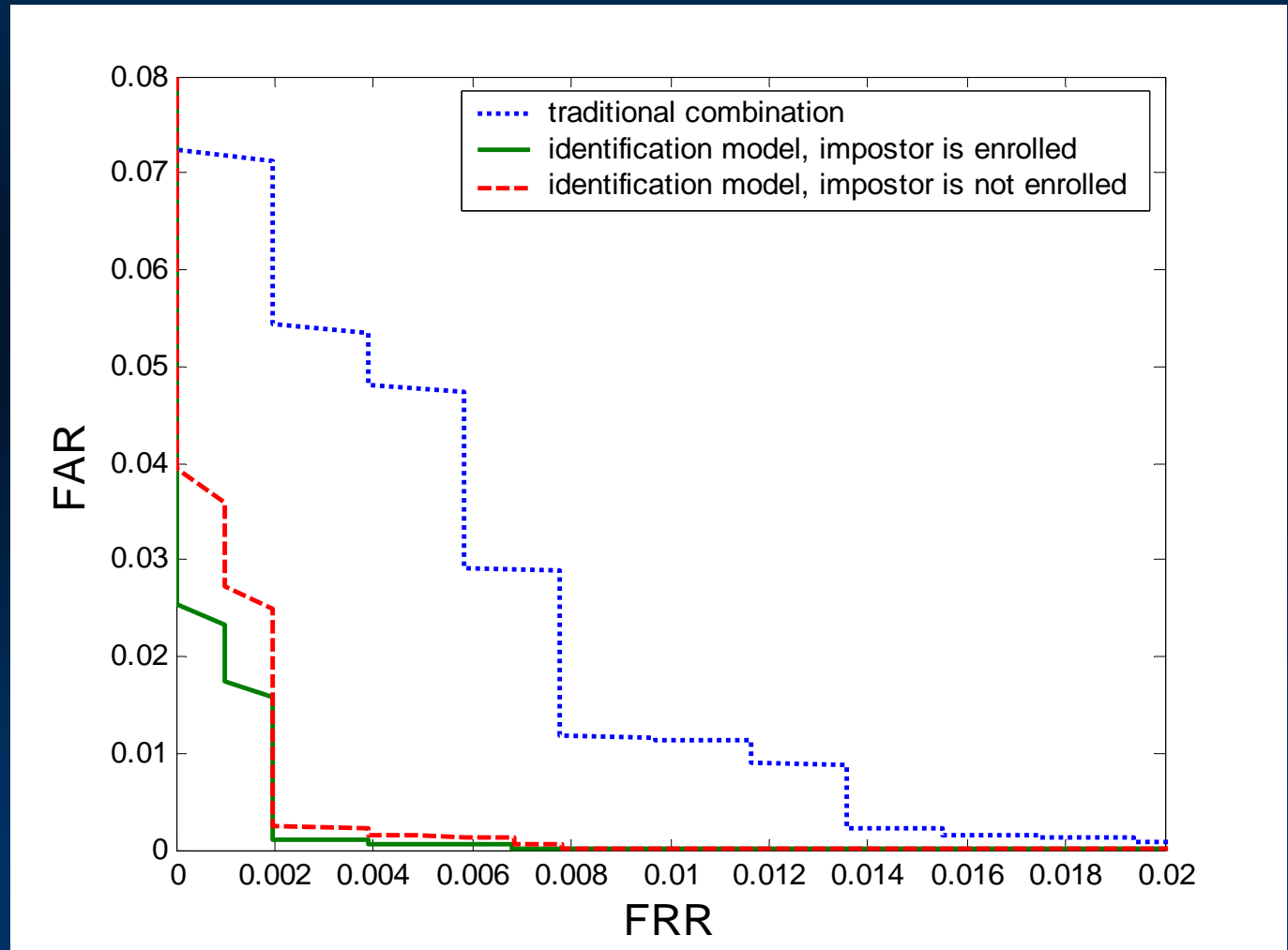
- Bayesian classification with approximating densities of genuine and impostor match scores. ‘Leave-one-out’ testing framework.
- ‘Not using’ identification model – traditional approximation of score densities was used, resulting in low complexity combination.
- ‘Using’ identification model – the densities of score pairs  $(s_g, sbs(s_g))$  and  $(s_i, sbs(s_i))$  were approximated and used for combination

$sbs(s)$  - ‘second best score’  
besides  $s$

Configuration	Not using	Using
li & C / 516 users	5	4
li & G / 517 users	9	6
ri & C / 516 users	3	2
ri & G / 517 users	3	2

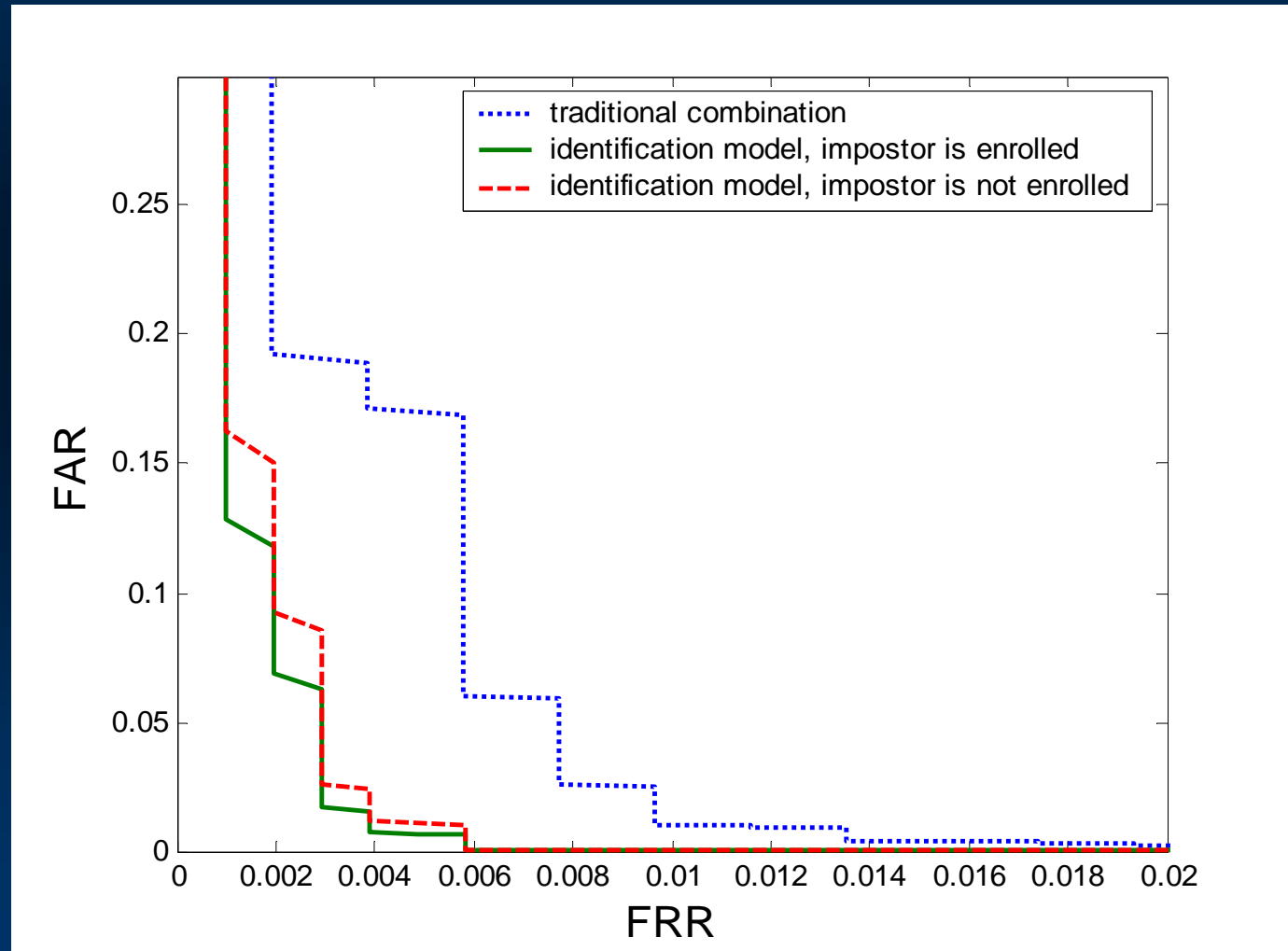
## Effect of score normalization by identification models (2)

BSSR1 score set, fingerprint li and face C scores.



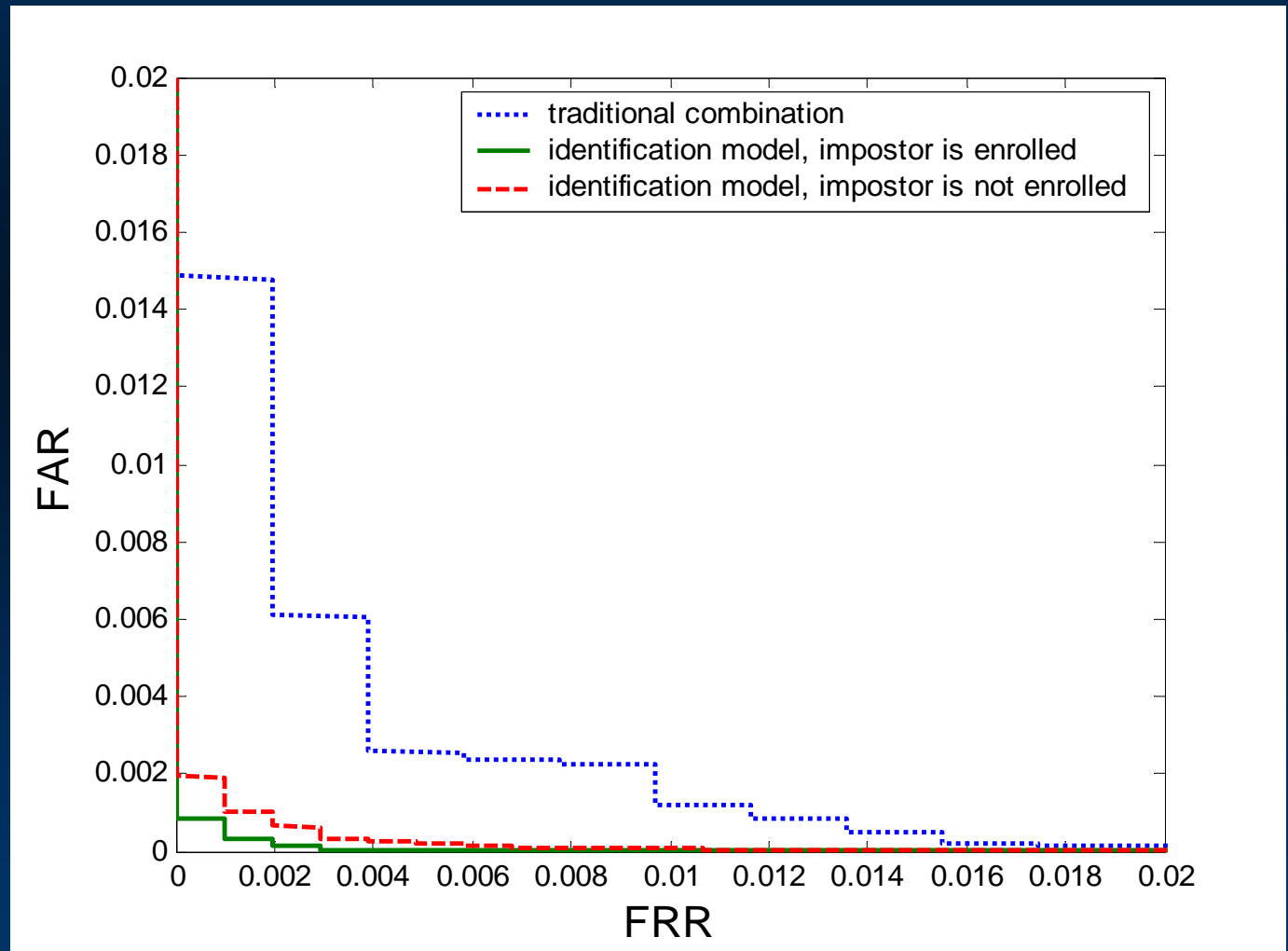
## Effect of score normalization by identification models (3)

BSSR1 score set, fingerprint li and face G scores.



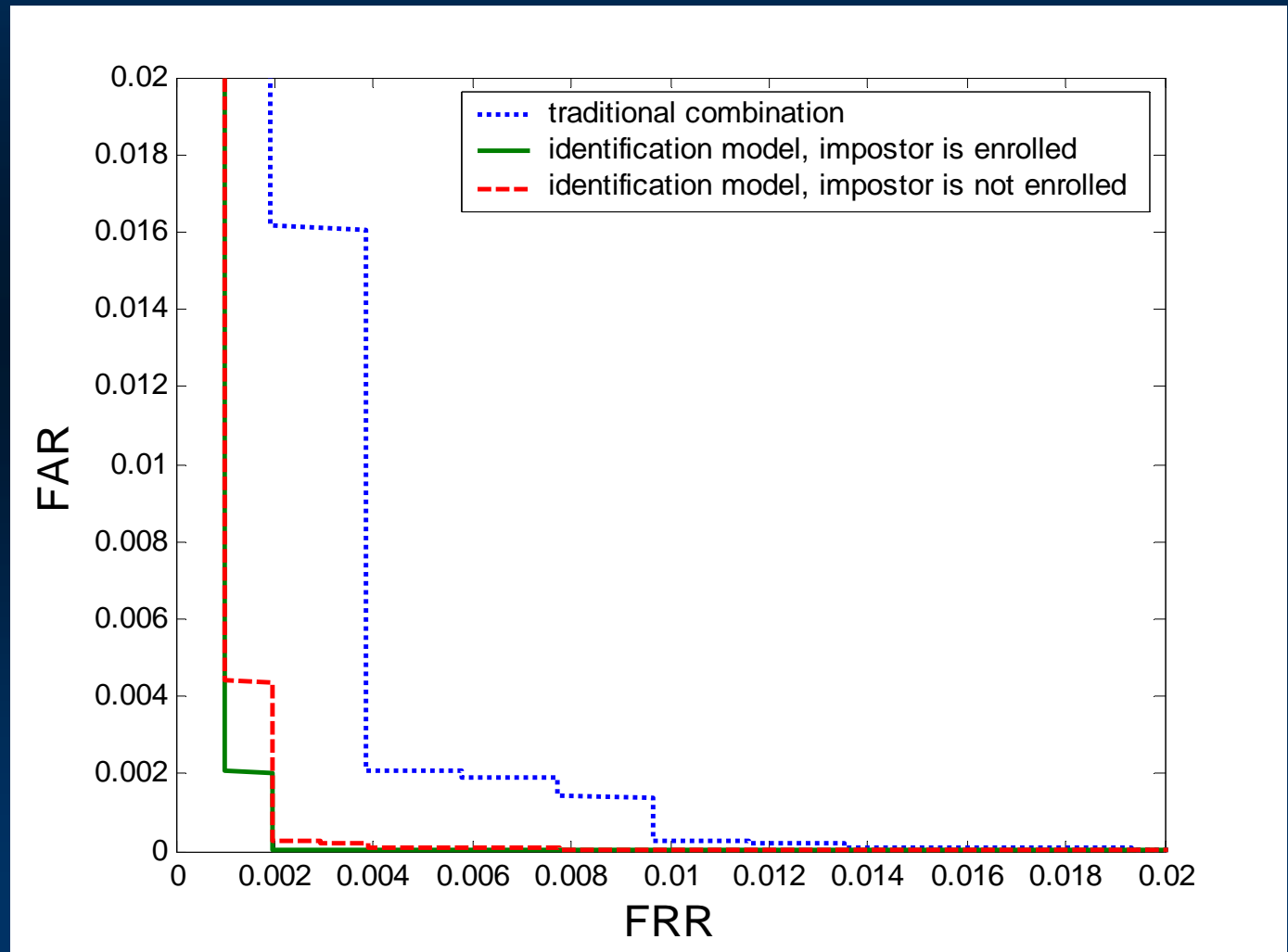
## Effect of score normalization by identification models (4)

BSSR1 score set, fingerprint ri and face C scores.



## Effect of score normalization by identification models (5)

BSSR1 score set, fingerprint ri and face G scores.



## Contributions

- Complexity framework for classifier combinations
  - 4 complexity types of classifier combinations
- Utilizing the knowledge of classifier independence in combinations
  - Combination algorithms for multimodal biometrics can be improved by utilizing independence knowledge
- Investigating the properties of identification systems
  - Threshold results of identification using two top scores
- Model score dependencies in identification system and use them for combination
  - Second-best score statistics can be utilized to improve the performance of combination algorithms in identification and verification systems

**Thank you.**