



Fingerprint Individuality

- "On the Individuality of Fingerprints", Sharat Pankanti, Anil Jain and Salil Prabhakar, IEEE Transactions on PAMI, 2002
- US DOJ, Office of the Inspector General, "A Review of the FBI's Handling of the Brandon Mayfield Case (Unclassified and Redacted) ", 2006
- <http://socialecology.uci.edu/faculty/cole/pub.uci>



Background

- **Fingerprint evidence accepted as irrefutable since 1905**
- **“Two like fingerprints would be found only once every 10^{48} years” – Scientific American, 1911**
- **“Only once during the existence of our solar system will two human beings be born with similar fingerprint markings” – Haper’s headline 1910**
- **Daubert vs. Merrell Dow Pharmaceuticals (1993)**
 - Challenged the general acceptability of fingerprint evidence
 - Requires following factors to be proved for allowing scientific evidence
 - **Statistical evidence for individuality**
 - Peer reviewed publications
 - **Error rates are established**
 - **General Acceptance**



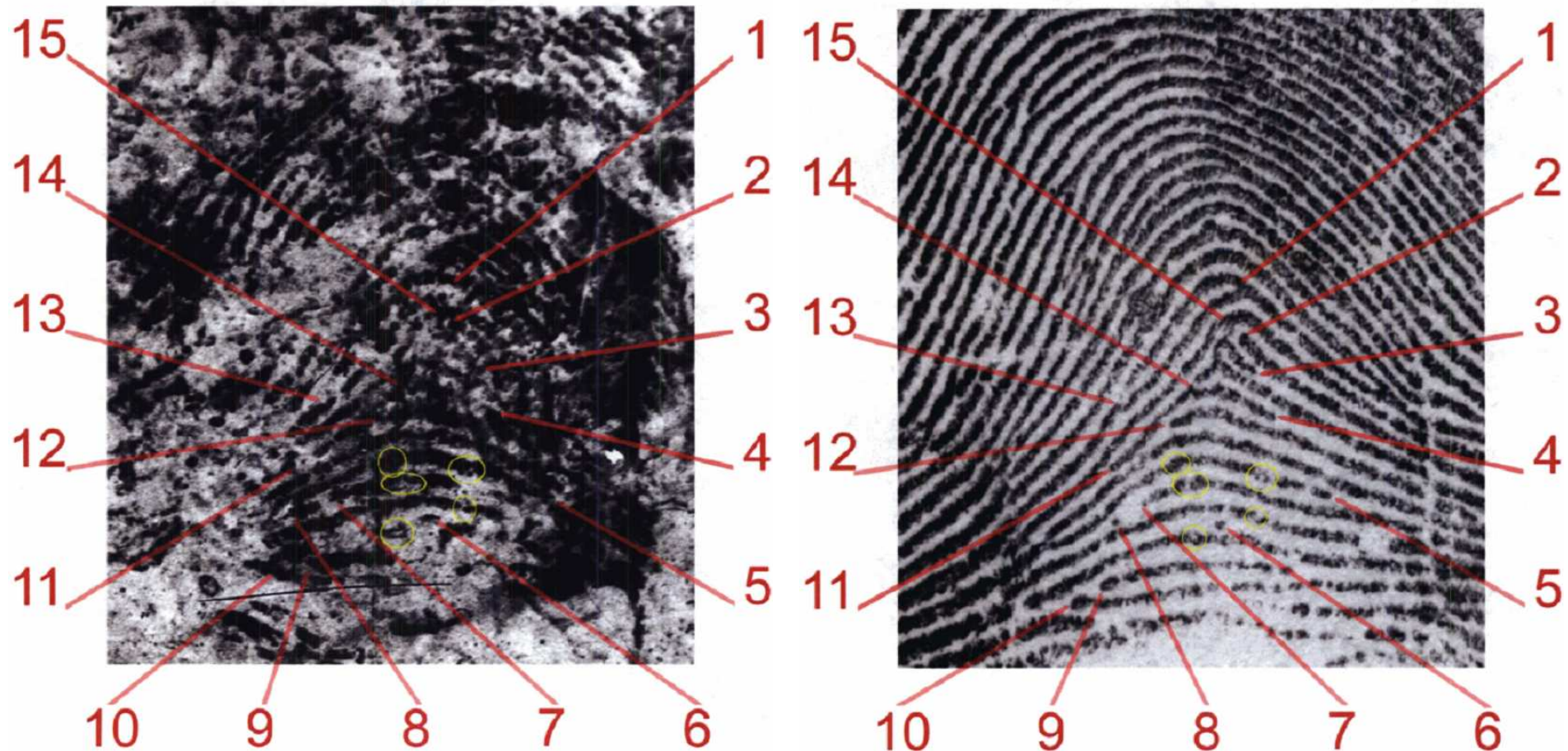
Mitchell case and 50K study

- 1999 – Lawyers for the defendant asked for Daubert hearing
- Lockheed Martin (providers of FBI's AFIS) was asked to conduct a scientific study on fingerprint individuality
- 50,000 fingerprints were compared to each other (2.5 billion comparisons)
- Stated misidentification rate 1 in 10^{97}
- But: genuine matches were produced using same fingerprint images ?!
- 50K study is widely disputed and challenged in courts



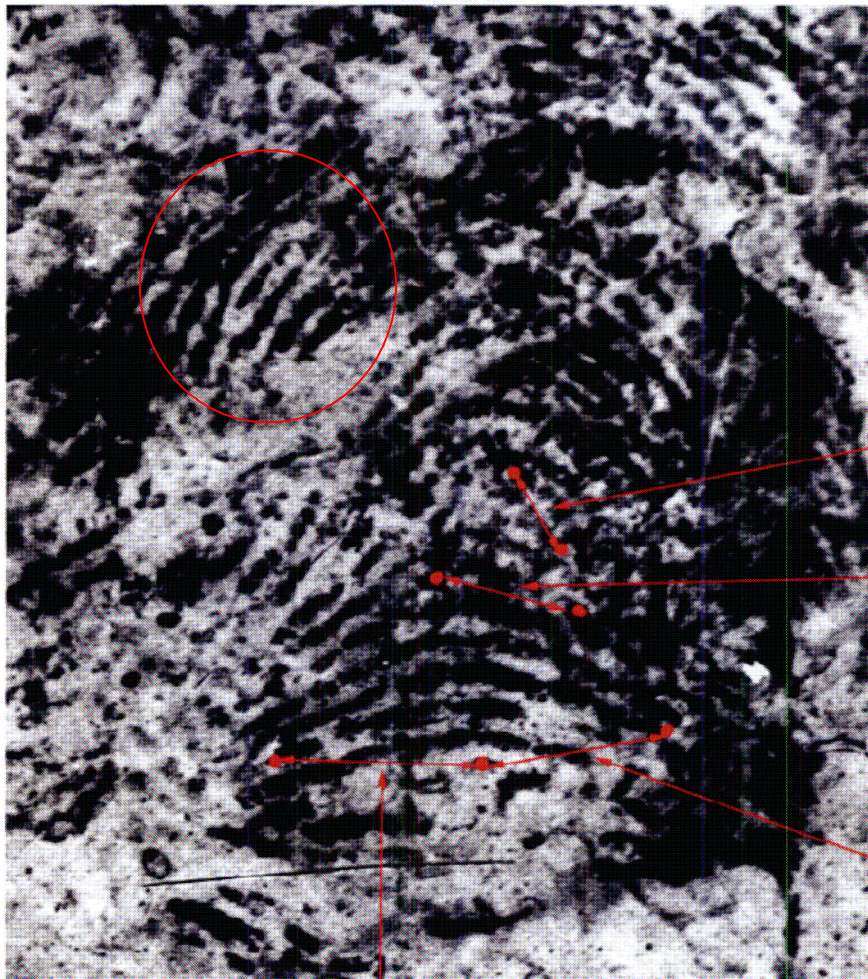
Mayfield's case

- FBI latent fingerprint search incorrectly identified B. Mayfield's fingerprint as matching to one found on the place of 2004 Madrid train bombings
- High-profile error undermining the fingerprint evidence in courts

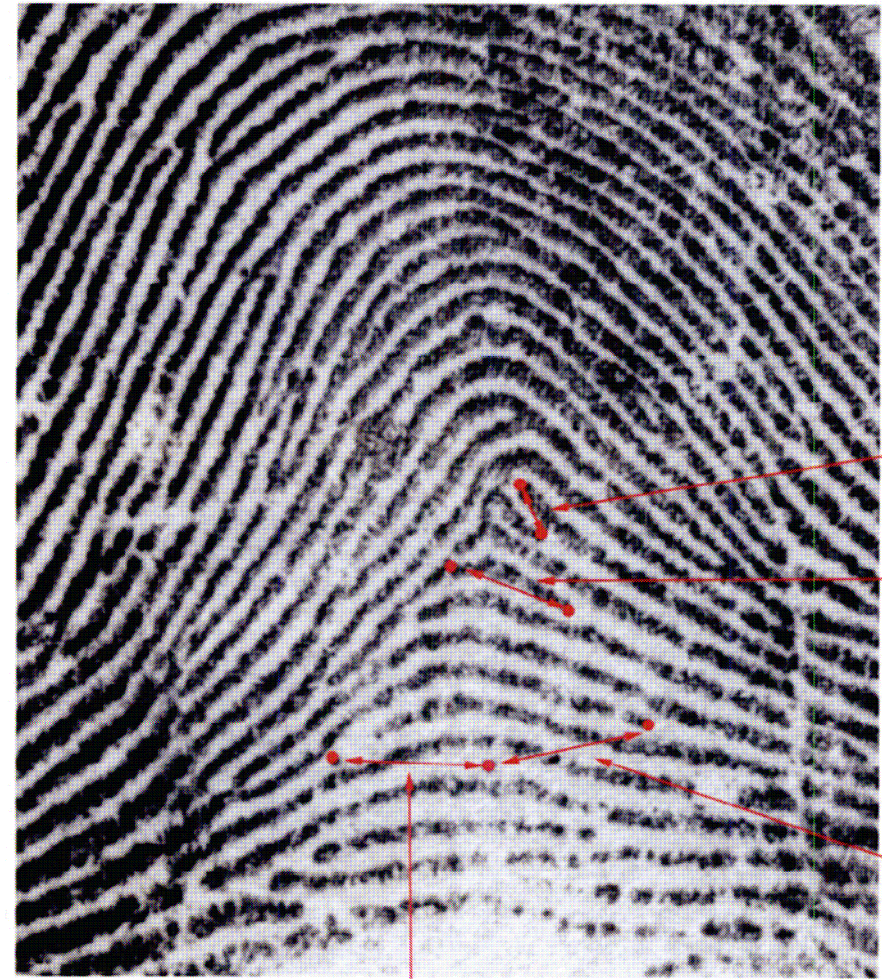




Mayfield's case – small inconsistencies were discarded or justified by 'double tap'



M




M



Mayfield's case – fingerprints from different persons can be very similar

Level 2 Details Used To Identify Mayfield Also Used To Identify Daoud (Mayfield Exemplar)



Level 2 Details Used To Identify Mayfield Also Used To Identify Daoud (Daoud Exemplar)





Other Cases

- Stephan Cowans: spent 6 years in prison due to fingerprint evidence, released after DNA test (2004)
- Simon A. Cole, "More Than Zero: Accounting for Error in Latent Fingerprint Identification," *Journal of Criminal Law & Criminology*, Volume 95, Number 3 (Spring 2005), pp. 985-1078.
 - compiled 22 erroneous fingerprint identification cases
- 2007 – Baltimore County judge dismissed fingerprint evidence in homicide case citing Mayfield's case



Assumed as facts (are they?)

- **Permanence**
 - Fingerprint patterns **do not change over time**
 - Generally accepted from empirical evidence
- **Uniqueness**
 - **No two persons have identical fingerprints.** Although twins share the same DNA, their fingerprints are unique [Jain et. al, Pattern Recognition, 2002]
 - No reliable models present that agree with empirical evidence
 - DoJ accepted that lack of a reliable individuality model.
 - In 2000 NIJ proposed two research avenues
 - Measure the amount of distinctive information present
 - Measure the amount of information required for matching
 - Currently being challenged in court.



Individuality Studies

- **Handwriting**
 - Srihari et al., 2000
 - Not accepted under Daubert Criterion
- **Iris**
 - Daugman 1999 computed false accept probability based on actual observation of impostor distribution
 - Agrees well with empirical evidence of $FAR = 10^{-12}$
- **Hand geometry**
 - First proposed by US!!
 - Overestimated individuality by assuming independent features
- **Fingerprints**
 - Several individuality models proposed since 1892!
 - Widely accepted model Pankanti et. al, 2002
 - **None of the models agree with empirical evidence!**



Galton's method (1892)




Figure 8.1. Example of Galton's method of individuality estimation. Galton laid out enlargements of the fingerprints on the floor. He then dropped different sized squares such that they fell randomly on the enlarged fingerprint. Galton sought that size of paper square where he could correctly guess the ridge structure hidden underneath with a probability of $1/2$. For example, one can easily guess the ridges hidden by the six-ridge wide square marked with dots in a) by looking at the surrounding ridges around the square. On the other hand, one cannot correctly guess the ridge structure hidden by the six-ridge wide square marked with vertical stripes in a). The hidden areas for these two squares are shown in b).



Prior Work

Author	P(Fingerprint Configuration)	N=36,R=24,M=72	N=12,R=8,M=72
Galton (1892)	$\frac{1}{16} \times \frac{1}{256} \times \left(\frac{1}{2}\right)^R$	1.45×10^{-11}	9.54×10^{-7}
Pearson (1930)	$\frac{1}{16} \times \frac{1}{256} \times \left(\frac{1}{36}\right)^R$	1.09×10^{-41}	8.65×10^{-17}
Henry (1900)	$\left(\frac{1}{4}\right)^{N+2}$	1.32×10^{-23}	3.72×10^{-9}
Balthazard (1911)	$\left(\frac{1}{4}\right)^N$	2.12×10^{-22}	5.96×10^{-8}
Bose (1917)	$\left(\frac{1}{4}\right)^N$	2.12×10^{-22}	5.96×10^{-8}
Wentworth & Wilder (1918)	$\left(\frac{1}{50}\right)^N$	6.87×10^{-62}	4.10×10^{-21}
Cummins & Midlo (1943)	$\frac{1}{31} \times \left(\frac{1}{50}\right)^N$	2.22×10^{-63}	1.32×10^{-22}
Gupta (1968)	$\frac{1}{10} \times \frac{1}{10} \times \left(\frac{1}{10}\right)^N$	1.00×10^{-38}	1.00×10^{-14}
Roxburgh (1933)	$\frac{1}{1000} \times \left(\frac{1.5}{10 \times 2.412}\right)^N$	3.75×10^{-47}	3.35×10^{-18}
Trauring (1963)	$(0.1944)^N$	2.47×10^{-26}	2.91×10^{-9}
Osterburg et al. (1980)	$(0.766)^{M-N} (0.234)^N$	1.33×10^{-27}	3.05×10^{-15}
Stoney (1985)	$\frac{N}{5} \times 0.6 \times (0.5 \times 10^{-3})^{N-1}$	1.2×10^{-80}	3.5×10^{-26}

Table from [Pankanti et. al 2002]



Reality

- **US-VISIT program operates at 95% GAR=(1-FRR) and 0.08% FAR for one print and 99.5% GAR and 0.1% FAR for two prints (test over 6 Million records) [NIST Ident Report,2004]**
- **Most accurate fingerprint matcher (NEC) 99.4% GAR at 0.01% FAR [NIST FpVTE report, 2004]**
- **Why is there a wide disparity between reality and models?**
- **Even though the individuality models are based on minutiae alone and most of the , why is there such a wide variation in the performance**



Definitions of Individuality

- **Probability of a particular fingerprint configuration**
 - Consider only the distinctiveness of fingerprint features in a single fingerprint
 - Similar to “bit strength” of passwords and PINs
 - Measures the entropy inherent in a fingerprint pattern
- **Probability of correspondence between fingerprints**
 - Also consider the intra-class variations
 - Measures upper bound on the error-rate of matchers



Model of Pankanti et al. 2002

- **Goal: Obtain a realistic and more accurate *probability of correspondence between fingerprints***
- **Assumptions:**
 - Consider only minutiae features (ending and bifurcation)
 - Minutiae are uniformly distributed with a constraint (two minutiae cannot be very close to each other)
 - Correspondence of a minutiae pair is independent event and equally important.
 - Fingerprint image quality is not taken into account
 - Ridge widths are the same and uniformly distributed in the fingerprint
 - One and only one alignment between the input and the template minutiae sets



Model of Pankanti et al. (cont.)

- **Challenges**
 - Degrees of freedom alone cannot be used to
 - The domain of variation is quantized due to intra-class variation
- **Improvement over previous models**
 - Accounts for intra-class variations
 - Accounts for partial matches
 - Empirical data used for model parameters



Model of Pankanti et al. (cont.)

- **Notations:**
 - n and m are the numbers of minutiae on the input and template (in database) fingerprints
 - Minutiae are defined by their location (x,y) and angle θ
 - r_0 and θ_0 are the tolerances in distance and angle
 - A is the total area of overlap between the input and the template fingerprints



Model of Pankanti et al. (cont.)

- **Definition of matching minutiae:**

- In terms of location

$$P(\sqrt{(x'_i - x_j)^2 + (y'_i - y_j)^2} \leq r_0) =$$

$$\frac{\text{area_of_tolerance}}{\text{totalarea_of_overlap}} = \frac{\pi r_0^2}{A} = \frac{C}{A}$$

- In terms of angle

$$P(\min(|\theta' - \theta|, 360 - |\theta' - \theta|) \leq \theta_0) =$$

$$\frac{\text{angle_of_tolerance}}{\text{total_angle}} = \frac{2\theta_0}{360}$$

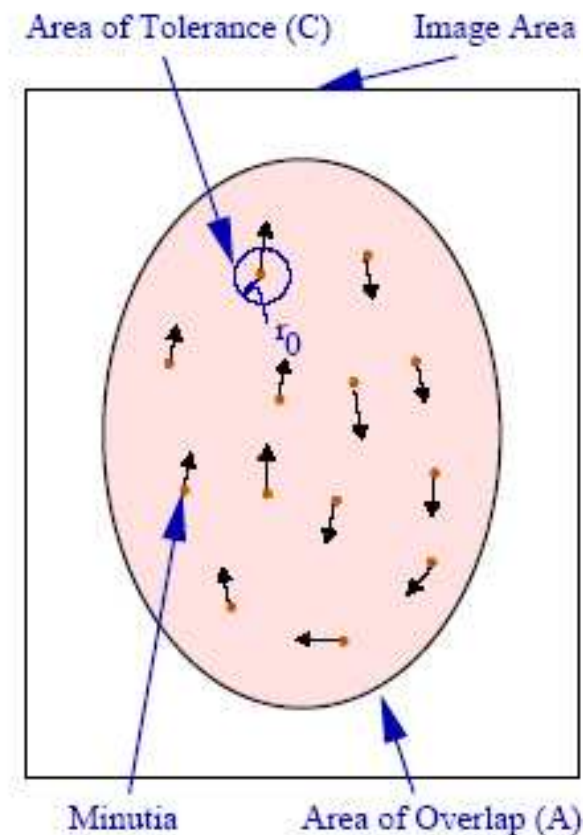


Figure from [Pankanti et. al 2002]



Model of Pankanti et al. (cont.)

- Probability of matching exactly ρ minutiae between n input and m template minutiae is:**

$$P(A, C, m, n, \rho) = \binom{n}{\rho} \underbrace{\left(\frac{mC}{A} \right) \left(\frac{(m-1)C}{A-C} \right) \dots \left(\frac{(m-(\rho-1))C}{A-(\rho-1)C} \right)}_{\rho \text{ terms}} \times$$

$$\underbrace{\left(\frac{A-mC}{A-\rho C} \right) \left(\frac{A-(m+1)C}{A-(\rho+1)C} \right) \dots \left(\frac{A-(m+(n-\rho+1))C}{A-(n-1)C} \right)}_{n-\rho \text{ terms}}$$



Model of Pankanti et al. (cont.)

- Previous equation is further reduced to:

$$P(\rho | M, m, n) = \frac{\binom{m}{\rho} \binom{M-m}{n-\rho}}{\binom{M}{n}}, \text{ where } M = \frac{A}{C}$$

- Take angle into account:

Let $P(\min(|\theta' - \theta|, 360 - |\theta' - \theta|) \leq \theta_0) = l$

$$P(q | M, m, n) = \sum_{\rho=q}^{\min(m,n)} \left(\frac{\binom{m}{\rho} \binom{M-m}{n-\rho}}{\binom{M}{n}} \times \binom{\rho}{q} (l)^q (1-l)^{\rho-q} \right)$$



Parameter Estimation (A, r_0)

- Distance estimates of **all** minutiae pairs in **all** mated fingerprint pairs are used
- A is estimated by finding the intersection of bounding boxes of all corresponding minutiae pairs on input and template fingerprints
- $M = A/C = (A/w)/2r_0$, $w \sim 9.1$ pixels/ridge
- r_0 is the value such that:

$$P(\sqrt{(x'_i - x_j)^2 + (y'_i - y_j)^2} \leq r_0) \geq 0.975$$

- r_0 is **15 pixels**

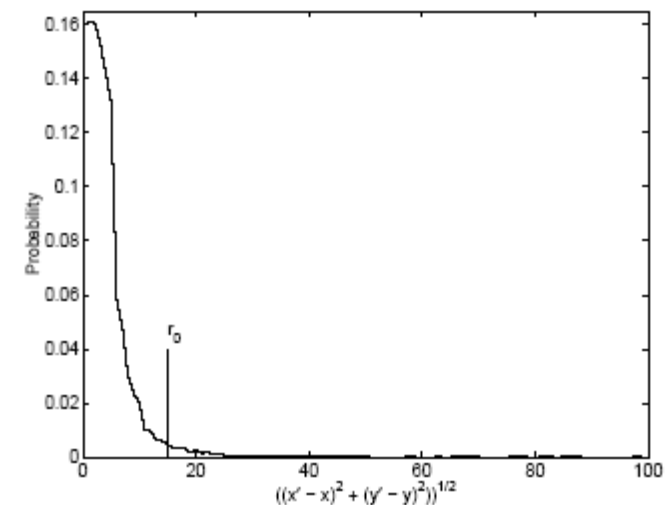


Figure from [Pankanti et. al 2002]



Parameter Estimation (l)

- θ_0 is the value for which

$$P(\min(|\theta' - \theta|, 360 - |\theta' - \theta|) \leq \theta_0) \geq 0.975$$

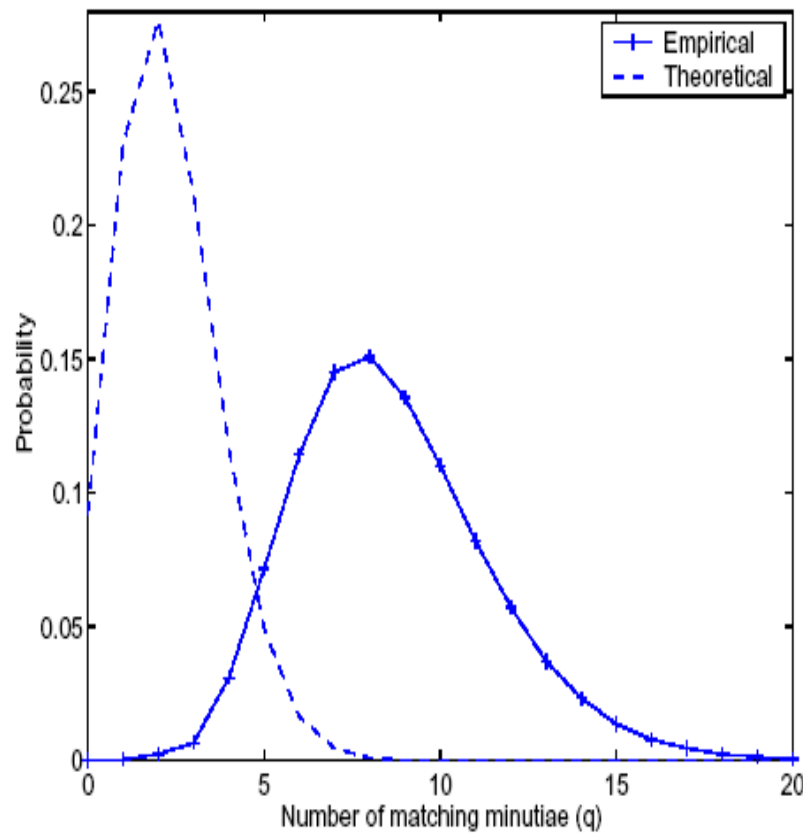
in genuine matches, and $\theta_0 = 22.5^\circ$

- The distribution of $P(\min(|\theta - \theta'|, 360 - |\theta - \theta'|))$ for impostor matches is estimated using an automatic fingerprint matcher.
- thus

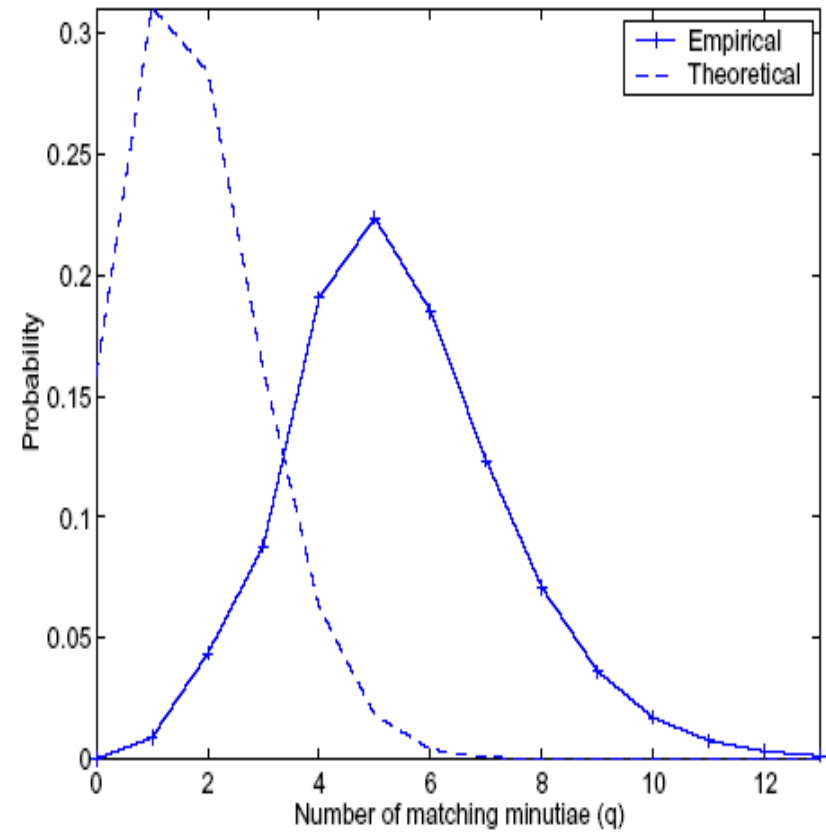
$$l = P(\min(|\theta' - \theta|, 360 - |\theta' - \theta|) \leq 22.5) = 0.267$$



Comparison of experimental and theoretical probabilities of the number of matching minutiae



(a)



(b)



Reasons of inconsistency


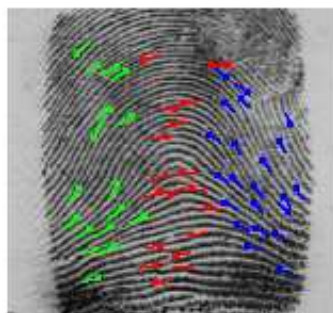
- **The imperfect of feature extraction algorithm**
- **Nonlinear deformation is not recovered by the matching algorithm**
- **Matcher seeks the alignment which maximizes the number of minutiae correspondences**
- **Towards reality: effects of false matches**

q	8	9	10	11	12
12	6.19×10^{-10}	4.88×10^{-12}	1.96×10^{-14}	3.21×10^{-17}	1.22×10^{-20}
13	1.58×10^{-9}	1.56×10^{-11}	8.42×10^{-14}	2.08×10^{-16}	1.58×10^{-19}
14	3.62×10^{-9}	4.32×10^{-11}	2.92×10^{-13}	9.66×10^{-16}	1.11×10^{-18}
15	7.63×10^{-9}	1.06×10^{-10}	8.68×10^{-13}	3.60×10^{-15}	5.53×10^{-18}
16	1.50×10^{-8}	2.40×10^{-10}	2.30×10^{-12}	1.45×10^{-14}	2.21×10^{-17}



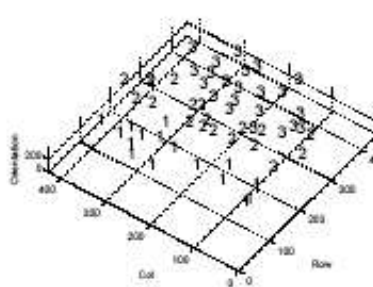
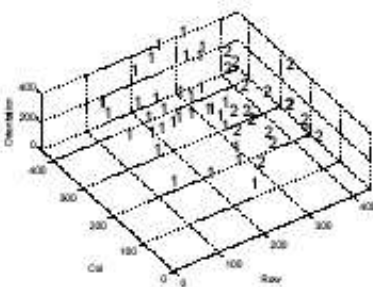
Further developments

- Zhu et al., “Statistical Models for Assessing the Individuality of Fingerprints”, IEEE Transactions on Information Forensics and Security, 2007.
 - account for minutia position and angle clustering



(c)

(d)



(e)

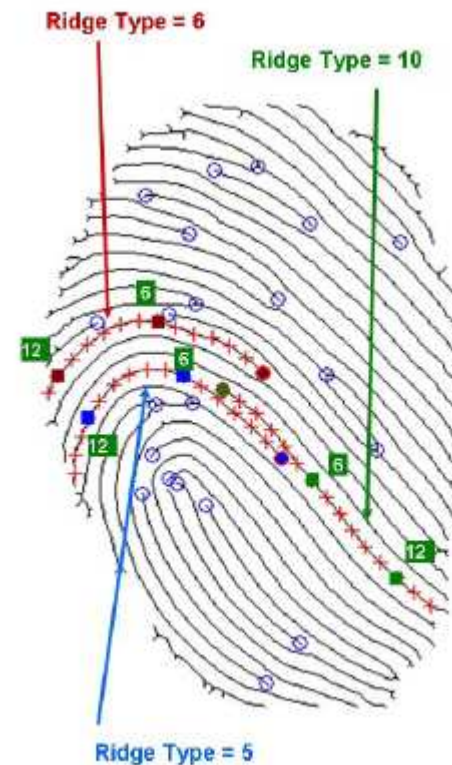
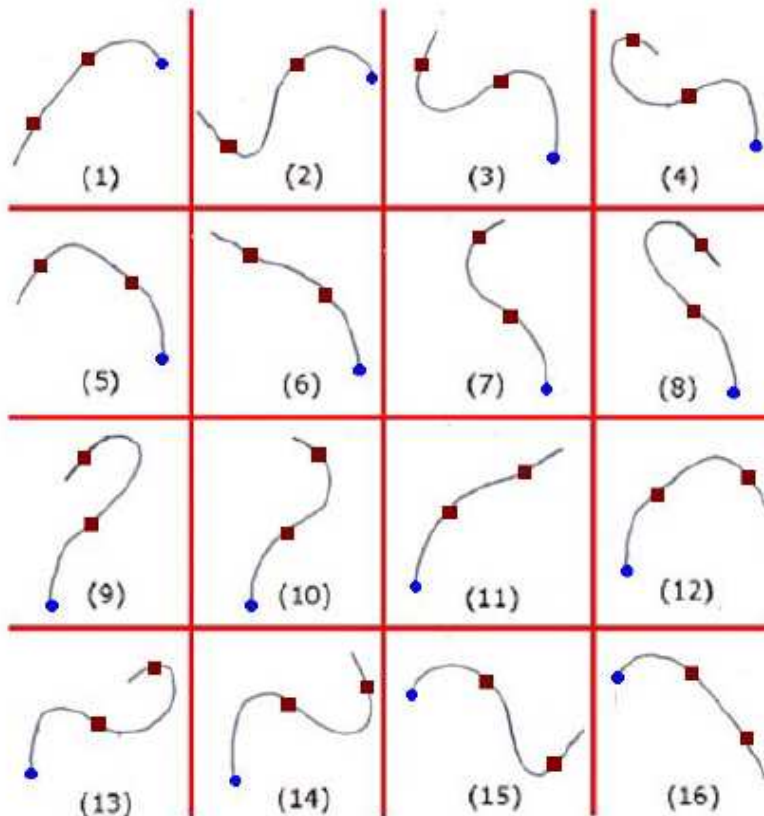
(f)

Figure shows clusters found based on position and direction of minutiae



Further developments

- Gang et al., “Generative Models for Fingerprint Individuality using Ridge Types”, 3rd International Symposium on Information Assurance and Security, 2007
 - account for ridge structure





Thank You!