

# RESEARCH

This one word is pushing the understanding of fingerprint examination to new levels of credibility and validity

Written by Dale Garrison

**T**HE BASIC ISSUE begins with this one question: Although 100 years of fingerprint examination has revealed no known instance of two people sharing the same fingerprints, can the fact that fingerprints are unique be proven in a court of law?

"There have been a number of issues raised over the last four to five years," said Joe Polski, chief operations officer for the International Association for Identification (IAI). "The argument will be made that we know fingerprint recognition works, but where is the scientific documentation?"

## It escalated with the probability pattern of DNA

Experts agree that the *proof* for the uniqueness of fingerprints is essentially a *negative proof*. In other words, they say that because no evidence has been found to contradict the statement *fingerprints are unique*, that statement must be true. But some people say that this kind of proof is not scientific. And for the past decade or more, that particular problem has caused waves in the field of finger-print comparison.

Ironically, the recent introduction of DNA to the criminal-justice system has, in a way, raised issues around the validity of fingerprinting. "The same kinds of questions (regarding uniqueness) were raised when DNA first came on the scene," Polski said. "But that science emerged relatively recently, so the National Academy of Sciences Research Council went through two studies and the bottom line was that DNA works and so it can be used to identify people. It became accepted. The arguments that have confronted fingerprints recently could not be countered because fingerprint analysis originated at a time when that level of science did not exist. We have 100 years of experience with fingerprints, but we don't have 100 years of this kind of scientific approach."



The question surrounding the uniqueness of fingerprints is only the beginning. Due to pressure from some defense attorneys and actions in court such as Daubert hearings, nearly every aspect of the science of fingerprint comparison has come under some close examination. A number of formal studies have recently been completed or are underway that seek to address the scientific basis of fingerprint examination. Much of this work is aided by technological advances that offer a new level of exactness and open the door for new analysis. The common thread that runs through these studies is the intent to learn more about the science of fingerprint examination—and to validate it.

## Fingerprint research will support the future of the science

Dr. Sargur N. Srihari has conducted extensive research in pattern recognition, machine learning, and data mining. Among his recent efforts are detailed examinations into discriminability between fingerprints of twins; models of individuality in fingerprints; and ridge information used to enhance different matching algorithms.

Working as director of the Center of Excellence for Document Analysis

and Recognition (CEDAR) and distinguished professor of Computer Science and Engineering for the State University of New York (SUNY) at Buffalo, Srihari said much of the research now underway is not so much a complete revision of previous work on these subjects, as an extension of it.

"One hundred years ago, you could have asked Albert Einstein, 'Didn't Newton finish all of that work in 1760?' It wasn't that Newton was wrong, but that Einstein looked at areas where Newton's work wasn't applicable," said Srihari. "It wasn't that Einstein's work made Newton obsolete; it was more that Einstein described new areas of the universe. Science never stops."

In fingerprint science, one of the most significant changes in recent years involves imaging and computational tools—primarily digital technology that greatly accelerates previous science.

"We have a number of technologies that were not widely available in the past," Srihari said. "While software for matching was available in the past, it was approximate. Now, a number of computations can be taken to enhance the findings, creating something that is significantly greater than what we could utilize previously."

Srihari's recent study is formally known as "Quantitative Assessment of the Individuality of Friction Ridge Patterns". Working with funds from a grant that was awarded by the National Institute of Justice (NIJ) in 2005, the research targeted an increase in understanding of the discriminative power of friction-ridge patterns.

Several tasks were undertaken in the work. First was an assessment of existing statistical models of friction-ridge individuality and the development of new models for error rates. Then, Srihari examined the probability of match or exclusion—a way of defining the strength of a match using statistical



techniques, similar to those developed in the allied forensic disciplines of DNA analysis and speaker verification. He also researched the quantity and quality of friction-ridge data that must be present for accurate matching. Finally, the empirical study of friction-ridge patterns included comparisons of identical twins and fraternal twins, in order to determine differences in the individuality of their fingerprints compared to the general population.

### **The real-world significance of un-identical twins**

The twin study referred to above is frequently cited because it appears to help answer the long-standing question of whether fingerprints can indeed be individualized in all cases. Srihari noted that earlier work had indicated that point, but none of those studies involved the numbers of samples that the current effort was able to access.

"There had not been a reasonably large-scale study that looked at how close are the fingerprints of twins," he said. "We were studying nearly 300 twins, and that kind of data requires computer methods that really were not available previously. But this kind of study reinforces some of our thinking, plus it gives more accurate compilation of what might be known. It's validating our information."

Although twins are at the center of this part of the study, the results have implications that can be translated into the entire human population.

"It helps us better quantify what we do," Srihari explained. "We were able to make a strong statement that even if you are matching the same finger of identical twins, you are still able to discriminate between them. While the fingerprints of twins are more similar than, say, any arbitrary fingers, there is still an ability to make a positive identification. We are able to say fingerprints are still useful even in a population that is considered otherwise to be genetically identical."

In other areas of research, Srihari is working to not only help establish the overall effectiveness of fingerprint comparison, but also to develop tools that will help increase accuracy in matching prints. First, more complete and descriptive mathematical formulas

## **The common thread that runs through the current activity in multi-faceted research is the intent to learn more about the science of fingerprint examination ...and to validate it.**

provide models that are useful in describing why the science of fingerprint comparison works.

"Our work creates the models that strengthen the case for fingerprint examinations by establishing that fingerprints are indeed different," he said. "It's not just a philosophical argument. When you have a fingerprint, you are comparing mathematical models of minutiae—the ridge information. Now, we are able to provide law enforcement and the courts with information they can use regarding the accuracy."

In addition, Srihari's algorithms for comparing ridge information could provide more practical help for law enforcement by bolstering the abilities of automated fingerprint identification systems (AFIS). "By using these algorithms, we can better match different fingerprints—and that can obviously be useful," he said. "It utilizes both point and ridge information and helps narrow down the field for comparison. You can obtain a more accurate list to examine."

### **Multiple studies are currently underway**

Srihari's research on friction ridge pattern analysis was part of a wave of grants funded by the NIJ in 2005. The other fingerprint research projects that received NIJ grant monies spanned a range of topics, from the analysis of automated Level III identification to improving the development of fingerprints on handguns.

In recent years, research into the science of fingerprint comparison has increased significantly. This flurry of

activity can be attributed in most cases to the introduction of Daubert hearings. In 1999, fingerprint experts were called upon for the first time to support latent-fingerprint evidence in a Daubert hearing (*US v. Byron Mitchell*). After hearing the testimony of a number of experts, the defense motion to exclude fingerprint evidence and testimony was denied. Since then, however, defense attorneys have attempted to exclude fingerprint evidence through similar actions in court.

Srihari said the argument that fingerprint examination is not scientific is false. But he noted that the process of researching fingerprints is about more than simply countering the arguments of defense attorneys.

"It's only natural to proceed with study," he said. "It doesn't mean the previous methods were wrong—just as Einstein's work doesn't mean Newton was wrong."

### **The current research has a much broader focus**

Significantly, Srihari is involved in more than this extensive fingerprint research. His areas of interest also include handwriting analysis—a field that he sees as closely related to fingerprints.

"Handwriting and fingerprints are both pattern matching," he explained. "They both start with images. You scan them and as far as the computer is concerned, they are both scanned images. And, with both, we finish up by trying mathematically to match them with other images."

Both of these areas of study involve probability, which is part of the boarder effort to describe fingerprint matches—something similar to the percentage of likelihood given in DNA analysis. "Given a set of individuals, we are trying to express these results in a probabilistic manner," he explained. "We're using a probability theory to compute the likelihood of a match. The question is, how do you express that with any degree of certainty?"

Srihari is fascinated with such multi-discipline issues. "This runs across other disciplines in forensics as well," he said. "You start out with data from known samples and start comparing. Even bullets are examined that way. You have a known gun and you fire



# FINGERPRINT RESEARCH

some bullets. Then you're asking the question, "Was this bullet fired from this gun?" In an abstract way, it's the same kind of question with fingerprints. You start with known elements and—using data and analysis—you try to find a match. But fingerprinting and handwriting analysis are much more variable. You have larger variability of features."

Other work is ongoing to create algorithms that would allow automated comparison of multiple areas of the hand. For example, where a single, partial fingerprint may not be enough to make an identification, adding in the features of a writer's palm—in combination with the fingerprint—may add enough information in order to make a tentative match. "We are conducting preliminary work on how you can combine such information," he said.

Similarly, another possibility is to develop computer programs that can compare multiple fingerprints left by the same subject—such as those left from holding a cup of coffee. Each concept will require new algorithms

that allow comparison and matching of this more complex data. Although this would require new, larger databases—as well as organization such as standards for measurement—the first step is establishing the methodology.

"We need to know how you take that information and make it more reliable," Srihari said. "We need to find a good algorithm to do that."

## Research studies focus on the mind's eye

While Srihari's focus is on the mathematical aspects of fingerprint analysis, John Vanderkolk and others are taking a completely different approach to the matter. Vanderkolk, the laboratory manager for the Indiana State Police in Fort Wayne, Indiana, and a veteran latent-print examiner, focused instead on the optical and especially the psychological aspects of fingerprint examiners.

Collaborating with Thomas Busey, a professor in the Department of Psychological and Brain Sciences at Indiana University-Bloomington, Vanderkolk

targeted the qualitative-quantitative approach to fingerprint identification and how latent-print examiners make their decisions.

The research found that the experts used a brain process called *configural processing*, which involves relating one part of the fingerprint to another, rather than simply examining each detail individually. Like the human face, fingerprints have standard features, and most people process faces configurally, or holistically.

In a brain-recording experiment, Busey and Vanderkolk looked for an electrophysiological signature in a particular part of the brain called the *occipital-parietal region*. This signature routinely appears when a person recognizes another person's face—but it also appears when a trained fingerprint examiner recognizes similarities in fingerprints. According to Busey and Vanderkolk, in untrained individuals who attempt to compare fingerprints, this signature is not present.

**Our prints are all over crime scenes!**  
**For 40 years, Criminalistics, Inc. has supplied CSI's throughout the U.S.**  
**Demanding investigators accept no substitutes.**



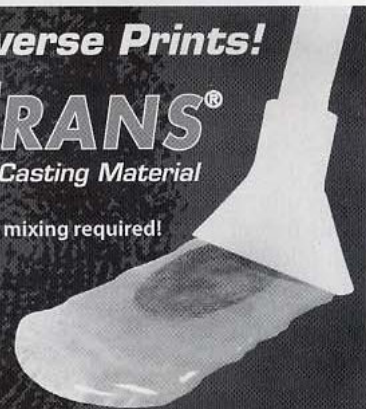
**Miami, FL Office**  
**(305) 885-6444**  
[criminalis@aol.com](mailto:criminalis@aol.com)  
[criminalisticsinc.com](http://criminalisticsinc.com)

**Criminalistics, Inc.**

**Eliminate Reverse Prints!**

**ACCUTRANS®**  
Transparent Casting Material

- AutoMix is easy to use... no mixing required!
- Unique spreader tip for smooth application



**The difference is clear... ACCUTRANS sets a new standard for lifting fingerprints.**

- Ideal for all surfaces, including Styrofoam, brick, computer housings, etc.
- Transparent PVS material allows direct comparison of minutia points.

**ULTRONICS®**

**1-800-262-6262**

Cuyahoga Falls, OH 44223  
[www.AccuTransUSA.com](http://www.AccuTransUSA.com)





The conclusion: Fingerprint experts see fingerprints in a quantifiably different way than novices.

Reaching this conclusion involved many complex steps. Busey and Vanderkolk studied mental and physical elements of examiners conducting their work. The extensive examination of the difference between experienced and beginning examiners showed that several measurable differences could be determined. In other words, the study was looking to see if experienced examiners indeed illustrate measurably more accurate perceptions and conclusions while comparing fingerprints.

Some of the techniques of the study were interesting. One element utilized Internet images viewed by both veteran and new examiners. In other cases, Busey and Vanderkolk asked fingerprint examiners to perform an examination exercise: While looking at prints, the examiner's eye movements were monitored and recorded in order to measure accurately which particular features of the prints drew the examiner's attention.

"Fingerprint examination is an exercise of both perceiving and judging," Vanderkolk carefully explained. "It involves human understanding at a fundamental level."

Vanderkolk noted that the work is actually not new and he based much of his efforts on studies into human understanding. Over the last ten years, Vanderkolk has increased his focus on the components of expertise and development of human ability to "see, think, and know."

### Courtroom ammunition for fingerprint experts

Although Vanderkolk is obviously passionate about the science of his work, he keeps a clear eye on the forensic application. "There's definitely a real-world side of this," he said. "One of the key aspects is the difference between experts and novices."

That difference can be applied to expert witnesses and the ability of jury members to understand evidence that is presented to them. Vanderkolk cited a court case from 2002 in which a

Philadelphia judge initially ruled to exclude testimony by a fingerprint examiner. Instead, the judge proposed that the jury would reach their own judgment on the fingerprint evidence because the value of the trained examiner could not be proven in court. Although the judge later reversed his decision and allowed the expert testimony, the move led the Scientific Working Group on Friction Ridge Analysis, Study and Technology (SWGFAST) to formally seek quantifiable measurements showing the value of trained and experienced examiners.

"I was encouraged to go back to where I graduated and work with a cognitive vision psychologist who does research in how we see, think, and know," Vanderkolk recalled. "We wanted to look for demonstrable differences between experts and novices."

Previous and current research included examiner tests using everything from eye tracking, electroencephalogram (EEG) measurements of brain electrical activity, functional magnetic reso-

## Here is a quick, easy way to handle the serialization of buy money:

Now you can easily manage stacks of seized money or buy money without wasting time or labor in the tedious counting and recording of serial numbers.

The new ShieldSpec system automatically counts and records details for each piece of currency, then keeps that information in a database that can be searched and linked in a variety of ways.

The ShieldSpec system is a time-saver that can be a real asset for any law-enforcement agency, large or small.

We invite you to check it out!

**ShieldSpec LLC**  
**800-624-9188**

The Currency Counter (left) counts the bills and provides the values and serial numbers. The ShieldSpec Currency Manager program (above) records key data: agent name, case, event, date, serial number, links, and much more.

See how it works at [www.ShieldSpec.com](http://www.ShieldSpec.com)



# FINGERPRINT RESEARCH

nance imaging (fMRI) studies of multi-sensory processing, and more traditional behavioral studies. While the techniques were complex, the ultimate goal was relatively straightforward.

"The whole concept of forensic comparative science is to better understand and explain what we are doing, how we do it—and how we arrive at conclusions," said Vanderkolk.

He is quick to note that other work is fairly widespread and the advance of cognitive psychology into this area is significant. "This is underway on a fairly broad front," he said. "Other cognitive psychology work is being conducted in the United Kingdom by Dr. Itiel E. Dror and David Charlton."

Such a large group of scientists and practitioners is likely to be needed because of the potential complexity of the topic. Vanderkolk also sees his own work as only a beginning, with tremendous opportunity for practical advances.

"The thing about cognitive psychology is, there's no stopping point to the study of what we see think and know," he said. "It's a process of many com-

ponents, but learning more about it helps us understand what all of us are doing."

## The uniqueness of fingerprints defined in the nanoworld

Because of his background in the field, Vanderkolk is fascinated with the physical aspects of fingerprints, as well. Along with the psychological focus, he sees large potential for progress, even groundbreaking progress, in the physical, real-world side of fingerprints. But some of these topics may be "real world" to only a few specialists.

"We are still understanding that all natural patterns are unique," Vanderkolk said. "That means ridges of the skin, and virtually everything else that occurs in nature."

He said uniqueness is so basic to nature it begins at an invisible level and he cited a recent publication in Italy that presented extremely detailed, "nanoworld" enlargements as a good example. "There is new technology that allows imaging at the nanometric (billionth of a meter) level," he said.

"These images depict the unique structure even at that level, not just the macroscopic."

The implications of this technology are profound, explaining not only why snowflakes are unique but also why no two people have the same fingerprint. "Every molecule is uniquely structured, even though the atoms that make them up are the same element or compound. Each molecule is unique, and atoms and molecules build from the bottom up into the macroscopic world that we can see," he said.

Vanderkolk sees an almost philosophical aspect to this, although the implications for fingerprinting are quite profound in and of themselves. "We see that natural patterns are unique, no matter what the source. When does uniqueness stop? Well, it doesn't. It goes to the atomic level. Not only is the snowflake unique, but also each spike on the snowflake is unique. Crystals are unique, as are their components."

Yet Vanderkolk admitted that most of his focus today is analyzing how



MOTOROLA and the stylized M Logo are registered in the US Patent & Trademark Office. All other product or service names are the property of their respective owners. © Motorola, Inc. 2007

Powerful, interoperable and proven biometric solutions are what they need to examine crime scene prints and accurately search networked criminal databases from local, state and national agencies. Motorola's biometric solutions provide law enforcement departments with the tools to effectively analyze and match fingerprint, palmprint, and latent images with proven accuracy and trusted results. For over 30 years, Motorola has delivered mission critical solutions that help officers identify suspects and take criminals off the streets.

Learn more about the power of Motorola's trusted biometric solutions at

[www.motorola.com/biometrics](http://www.motorola.com/biometrics)



**MOTOROLA**



# FINGERPRINT RESEARCH

specialists such as fingerprint analysts reach their conclusions. Once this area is at least tentatively complete, he plans to apply a similar focus to similar fields, such as the other areas of pattern evidence. "Comparative sciences are very good candidates to study because you can utilize qualitative quantitative analysis," he said. "We hope to carry this into firearms, tool marks, and other forensic sciences in the future. This is only the beginning."

## Real-world benefits of ongoing fingerprint research

Polski said he can see several benefits that are likely to be the ultimate result of all this research. "Even without Daubert and the other legal challenges, it would not hurt to have more scientific validity to what we know works," he explained. "I think that's a good thing in any scientific endeavor. The more research you have, the more solid the field will be."

In the field of fingerprint examination, the results of research may offer benefits such as simply saving time for law-enforcement personnel. "In terms of the criminal-justice system, this is going to eliminate the arguments that can exhaust a lot of time in the courts," said Polski. "Right now, a defense attorney can say, 'Well, it's never been scientifically validated. You may have never found individuals with duplicate prints, but there's no science to back it up.'" And any time that particular argument comes up, Polski explained, the system slows down.

Polski foresees the development of a new level of standards and procedures for fingerprint examination. If an examiner meets those requirements, the evidence can be accepted without extraneous challenge. "This will just further solidify the evidence so that when law enforcement collects that kind of evidence, they won't have to jump through nine hoops to get it into court," he said. "You can still have issues of errors and other questions, but the basic science will be accepted."


Polski even has a nickname for the end effect of introducing volumes of research into a courtroom argument: "I call it the *thunk test*," he said with a laugh. "Right now, if someone chooses to question the validity of DNA tests,

we can just slap a book-thick copy of the National Academy study on the witness stand. The *thunk* of that document landing on the table pretty much ends any discussion."

In Polski's personal opinion, more research will be forthcoming in many areas of fingerprint comparison, and the end result will hopefully be a wide range of new *thunk* tests.

"I think you'll see more recommendations and more research," he said. The

end result should be good for almost everyone—except, perhaps, criminals.

"It's simply not sufficient any more to just say that a process works," Polski concluded. "Instead, you have to say *why* it works." 

## About the Author

Dale Garrison is a freelance writer based in Liberty, Missouri. He can be reached by e-mail at this address:

[daleg@dginform.com](mailto:daleg@dginform.com)

## Choose Nikon® digital. Choose the best!

**NEW!**

### D80™ Outfit

Expert design...use with passion

- 10.2 effective megapixel Nikon DX Format CCD imaging sensor
- Nikon's exclusive image processing engine
- Instant 0.18 sec. start-up with fast 80ms shutter response

Outfit includes: D80 camera body, 18-135mm f/3.5-5.6G ED-IF AF-S DX Zoom-Nikkor® lens, EN-EL3e Rechargeable Li-ion Battery, MH-18a Quick Charger, EG-D2 Video Cable, UC-E4 USB Cable, AN-DC1 Strap, BF-1A Body Cap, DK-5 Eyepiece Cap, DK-21 Rubber Eyecup, BM-7 LCD Monitor Cover, Accessory Shoe Cover, and Nikon PictureProject™ software



**NEW!**

### D40™ Outfit

Incredible pictures...even easier!  
NIKON'S SMALLEST DIGITAL SLR EVER

- High-performance 6.1 megapixel Nikon DX format CCD imaging sensor
- Easy operation with Intuitive Controls


Outfit includes: D40 camera body, 18-55mm f/3.5-5.6G ED II AF-S DX Zoom-Nikkor® lens, MH-23 Quick Charger, EN-EL9 Li-ion Rechargeable Battery and Nikon PictureProject™ software



## National Law Enforcement Supply

226 North Allen Street, Albany, NY 12206

Phone: 800-223-7130 • Fax: 800-832-2205  
[reply@ngscorp.com](mailto:reply@ngscorp.com) • [www.ngscorp.com](http://www.ngscorp.com)

Nikon Authorized Dealer 

All Nikon products include Nikon Inc. USA limited warranty. ©2007 Nikon Inc.



At the heart of the image™

[www.nikondigital.com](http://www.nikondigital.com)



## Testimony regarding latent fingerprint identification found inadmissible in New Hampshire

Written by Kristi Mayo

**A COURT CHALLENGE** that questioned the admissibility of a latent-fingerprint identification will be headed to New Hampshire's Supreme Court.

The attention of the fingerprint community was drawn to the ongoing case in New Hampshire—*State v. Richard Langill*—in late January 2007 when Justice Patricia C. Coffey of the Rockingham County Superior Court granted the defendant's Motion to Exclude regarding a single latent-fingerprint identification.

Criminalist Lisa Corson of the New Hampshire State Police Forensic Laboratory (NHSPFL) identified the print as being deposited during a burglary by the defendant in the victim's home. The identification of this print is the only evidence in the case. Judge Coffey ruled on January 19 that, although Corson was qualified to provide expert testimony at trial, her testimony is inadmissible because "her application of the ACE-V (Analysis, Comparison, Evaluation, and Verification) methodology to the single latent print in this case was unreliable as a result of incomplete documentation and possibly biased verification." (*For more background on this case, see ETM March-April 2007, V5N2, p. 26-27.*)

In response to this decision, a Motion to Reconsider was filed by the state on February 9. Included with this motion was a sworn affidavit from the case examiner clarifying some of the facts from the case, as well as a sworn affidavit from the NHSPFL's quality-assurance/quality-control manager explaining the rules and protocol outlined by ASCLD/LAB and existing NHSPFL laboratory manuals.

Despite being provided with this additional information, on March 29 Judge Coffey affirmed her original decision and denied the state's Motion to Reconsider.

In her order, Judge Coffey reiterated that the expert testimony was excluded because the court cannot determine whether the ACE-V methodology was applied reliably. She went on to list the following reasons for excluding the expert testimony regarding the identification of this latent print:

Judge Coffey described the court's role as a gatekeeper as assessing "the reliability of the technique used by an expert to reach a given conclusion." She explained that the complexity of the evidence involved, the potential impact of that evidence on the trial, and the "enormous weight" of an individualization demands that the court apply a high level of scrutiny in determining the reliability of the expert testimony. "Accordingly," stated Judge Coffey, "in this case the court strictly scrutinized whether the fingerprint testimony proffered was based on sufficient facts or data, was the product of reliable principles and methods, and whether Ms. Corson applied those principles and methods to the facts of the case."

Although the state argued that all NHSPFL fingerprint examiners are trained to proficiency in the application of ACE-V methodology, Judge Coffey found that there was "simply not enough information to support a finding that the ACE-V methodology was properly applied in this particular case."

Judge Coffey explained that in order to prove that the ACE-V methodology was properly applied, the examiner could have recorded "bench notes memorializing how the protocols were adhered to in a specific instance. In addition, the court would also be satisfied that the analysis was reliability [*sic*] conducted if blind verification processes were in place. The court views blind verification not as a means of assuring the credibility of the result, but rather as a check and balance on the application of the methodology." Many in the field will note, however, that this observation comes despite the fact that NHSPFL protocol does not require blind verification—nor does the written protocol of 42 forensic-science laboratories representing 38 states and Canada, according to the results of a telephone survey conducted by the NHSPFL and submitted to the court.

In a commentary that was posted on *The Weekly Detail* ([www.clpex.com](http://www.clpex.com)), Stephen H. Ostrowski, a latent fingerprint specialist with the NHSPFL, wrote, "I am not saying that more notes could not have been taken, but rather the notes that were taken did meet the minimum requirements set forth in our protocols and generally accepted in the field... [Judge] Coffey wanted to see notes that went above and beyond the minimum requirements, but is not clear on what would satiate herself."

Currently, an appeal to the New Hampshire Supreme Court is being prepared by the New Hampshire Attorney General's Office. A final decision could be expected by the end of the year. ☺

*"These units are a great help with photographing evidence and crime scenes."*

- Mark Buckley, Manager, Criminal Investigation Technology



- Compose your pictures
- Focus faster
- Works with your flash



The CameraBright!™ X1-ER+  
EXTENDED RANGE PLUS LIGHT

Designed for Law Enforcement, Forensics and Criminal Investigation.

Call and mention this ad and receive a **FREE** X1-ER+ with the purchase of 3 X1-ER+ units.

**CameraBright!™, Inc.**

[www.camerabright.com](http://www.camerabright.com)

**1-866-342-2144**

© 2006, CameraBright! is a registered trademark of CameraBright, Inc.