

ADAPTIVE TEXTURE IMAGE RETRIEVAL IN TRANSFORM DOMAIN

Bin Zhang, Catalin I Tomai, and Aidong Zhang

Computer Science and Engineering Department, State University of New York at Buffalo, Amherst, NY 14226

ABSTRACT

A large number of algorithms have been proposed to retrieve and analyze texture images. While much effort has been made to find algorithms applicable to all textures for superior retrieval performance, less work has been done to adaptively integrate various texture retrieval and analysis algorithms. As no individual texture retrieval algorithm is suited for every texture category, a hybrid scheme would outperform any individual method. In this paper, an adaptive retrieval scheme (*ARS*) for texture image indexing is proposed to dynamically adapt different transforms to different texture patterns for better retrieval performance. The experiments on the Brodatz texture database show that *ARS* significantly outperforms any individual transform.

Index Terms- *Texture analysis, Wavelets*

1. INTRODUCTION

Texture analysis is a challenging task. There is a large need to classify images based on textural features in various fields like scene analysis, medical images analysis, etc. Multiple texture analysis systems were proposed over the years ([6], [7], [8]) using filtering and statistical methods as the main techniques. Algorithms using multiresolution wavelet transforms achieve consistently good performance and rank among the best ([2], [4], [3]).

While much effort has been made to find algorithms applicable to all textures to achieve superior retrieval accuracy, less work has been done to combine different texture analysis methods in an efficient way. As stated in [5], humans tend to use different types of information rather than just a single method when recognizing patterns. Therefore, to match human performance, a hybrid texture analysis system is expected to integrate effectively and efficiently various algorithms.

Ma et al. ([1]) designed a texture retrieval system that adaptively selects the filters based on their discriminative power for a given texture pattern, however, they limit the filter selection within the Gabor filter bank. The experiments in [4] and [6] have shown that some other wavelets perform better than the Gabor filter bank on some textures; there is no reason to exclude all the other wavelets from the retrieval scheme.

In this paper, we present such an Adaptive Retrieval Scheme (*ARS*) to dynamically select some “optimal” wavelet from a large wavelet set for feature computation depending on the query texture pattern. Although at the moment the

algorithm selection is limited to a small set of wavelets, the system can be easily extended to all transforms available.

This paper is organized as follows. Section 2 describes the texture feature extraction process based on transforms. Section 3 presents the architecture of *ARS* and details the training and query processes. Experimental results are shown and analyzed in Section 4. Section 5 presents the conclusions.

2. TRANSFORM FEATURES

We consider a total of 16 transforms (see Table 1). The Gabor filter bank consists of a total of 30 Gabor filters covering 5 scales and six orientations.

Transform Id.	Transform Name
w0	Discrete Cosine Transform
w1	Haar Wavelet
w2	Daubechies 4 Wavelet
w3	Daubechies 6 Wavelet
w4	Daubechies 8 Wavelet
w5	Antonini Wavelet
w6	Villa Wavelet
w7	Adelson Wavelet
w8	Brislawn Wavelet
w9	Brislawn 2 Wavelet
w10	Villa 2 Wavelet
w11	Villa 4 Wavelet
w12	Villa 6 Wavelet
w13	Odegard Wavelet
w14	Dyadic Mallat Wavelet
w15	Gabor Wavelets

Table 1: The transform names and their corresponding IDs

2.1. Feature Extraction in Transform Domain

For the group of 16 transforms we generate three types of features: DCT feature, Wavelet feature, and Gabor feature.

The DCT feature comes from the upper-left 3x3 matrix in the DCT transform array. The Wavelet feature consists of mean absolute values and variances of 7 subbands resulting from 2-level wavelet decomposition. Figure 1 shows the 7 subbands of a sample texture image. The Gabor feature consists of mean absolute values and variances from 30 filtered images by applying 30 Gabor filters.

For a certain texture image, 16 feature vectors are obtained for the transforms above. Given an image database (*IDb*), we can build up its corresponding feature database (*FDb*) by computing all the feature vectors for each image in *IDb*.

The dissimilarity between two feature vectors X and Y from the same transform is measured by the *Manhattan distance*.




Figure 1: Multiresolution Wavelet Decomposition (a) seven subbands after applying wavelet transform twice; (b) an example image (c) seven subbands after applying the Haar wavelet transform twice on the example image

3. THE ADAPTIVE RETRIEVAL SCHEME (*ARS*)

Compared with the traditional Direct Retrieval Scheme (*DRS*), *ARS* requires a training process besides the query process. The information from the training process is used to compute the “optimal” transform for a query pattern. The *ARS* architecture is shown in Figure 2.

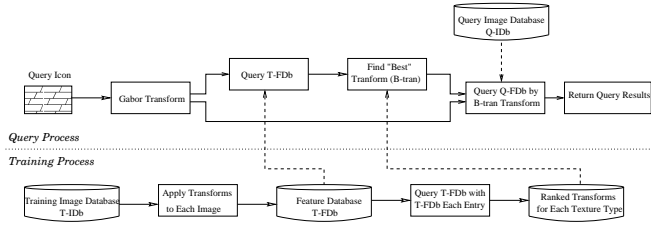


Figure 2: The Architecture of Adaptive Retrieval Scheme

3.1. Training Process

The purpose of the training process is to get the retrieval performance of each transform on each texture category. All transforms are ranked by their average retrieval accuracy on the training image database (*T-IDb*). The ranking information is stored in a category-wavelet database Γ .

The retrieval accuracy is measured by recall γ , which is the ratio of the number of relevant images retrieved to the total number of relevant images.

A structure $T = \{w, \gamma\}$ is used to describe the set-up of the retrieval accuracy γ of a particular transform w on a texture category. Then, given \mathfrak{S} texture categories in *T-IDb* and \aleph transforms, Γ can be expressed as:

$$\Gamma = \{T_i^j \mid 1 \leq i \leq \mathfrak{S}, 1 \leq j \leq \aleph\} \quad (1)$$

3.2. Optimal Transform Computation

Given a query icon χ , the query process first performs the Gabor wavelet transform on it, then queries *T-FDb* to find the top 10 most similar images. Optimal transform is de-

termined by weighted majority voting based on the top ten entries retrieved.

Let $L[]$ be an array representing the texture category labels of the top 10 images similar to χ . The pseudo code for computing optimal transform is shown as follows:

```

Get-Optimal-Transform( $L[]$ )
 $T \leftarrow \text{tarray}[\aleph]$ 
 $n \leftarrow 10$ 
for  $i \leftarrow 1$  to  $\aleph$ 
     $\text{tarray}[i].w \leftarrow i$ 
     $\text{tarray}[i].\gamma \leftarrow 0.0$ 
for  $i \leftarrow 1$  to  $n$ 
     $k \leftarrow L[i]$ 
    for  $j \leftarrow 1$  to  $\aleph$ 
         $\text{tarray}[k].\gamma += \Gamma.T_k^j.\gamma$ 
    sorting-by-accuracy( $\text{tarray}$ )
return  $\text{tarray}[0].w$ 

```

Finally, based on features computed by the optimal transform B_{tran} , the testing (query) image database (*Q-IDb*) is indexed by the given icon χ .

4. EXPERIMENTAL RESULTS

The Brodatz texture image database consists of 112 texture categories, each category being represented by 20 gray-scale images. For every category, we randomly take 10 images for training and the remaining 10 for testing. In this way, we build a training database *T-IDb* and a query database *Q-IDb*, both containing 1120 images.

4.1. Training Results

The training result Γ contains the ranking of transforms for each texture category (Table 2 shows this ranking for some texture images).

From Γ we can compute how many times a certain transform performs best on the entire set of textures. Table 3 presents these rankings. Clearly, the Gabor filter bank outperforms the other transforms in almost half of the cases while *DCT*'s performance is the worst among the 16 transforms. There are cases in which several transforms share the same rank, that is, they present the same performance on the training set.

4.2. Query Results

Each image in *Q-IDb* is used as a query pattern to index *Q-IDb* based on the proposed adaptive retrieval scheme while self matches are excluded. The overall retrieval accuracy on *Q-IDb* and the average recall on each texture category are computed. To compare the performance of *ARS* with the performances of the other 16 transforms, a similar query process is repeated for each transform.

Image	w0	w1	w2	w3	w4	w5	w6	w7	w8	w9	w10	w11	w12	w13	w14	w15
d010	1	2	3	4	15	5	6	8	10	13	7	11	12	9	14	0
d043	15	0	9	1	13	14	10	7	8	11	12	2	5	6	3	4
d044	0	15	4	1	6	14	3	2	8	9	10	11	12	13	5	7
d112	10	13	6	8	11	5	7	12	2	3	4	9	15	14	1	0

Table 2: Performances of different wavelets on different textures

Rank	W0	W1	W2	W3	W4	W5	W6	W7	W8	W9	W10	W11	W12	W13	W14	W15
0	0	13	15	14	12	20	15	16	20	13	23	9	14	25	24	52
1	1	15	11	14	9	5	23	11	5	15	21	12	15	12	23	10
2	3	10	24	14	20	22	12	21	22	9	15	11	10	17	9	7
3	5	20	16	25	17	14	19	15	14	7	11	7	6	12	13	7
4	3	17	17	13	18	19	13	20	19	4	18	16	10	19	16	3
5	2	13	11	13	17	17	12	10	17	7	12	15	11	12	6	3

Table 3: Number of times a certain transform is positioned at a certain rank for the 112 texture categories of the Brodatz set

An ideal scheme is considered to find the highest performance of *ARS*, that is, the best transform is always selected (manually) for every query pattern. We call this scheme the best transform scheme (*BTS*).

Table 4 presents the average recalls (out of the top 9 retrieved images) for some texture categories in *Q-IDb* when using the Gabor filter bank, *ARS*, and *BTS*. The overall average performance (for all the texture categories, not only the ones included in Table 4) is presented as well.

Figure 3 displays the performance plots for all transforms and *ARS*. On the *x* axis we have the number of top images retrieved while on the *y* axis we have the corresponding average retrieval rate computed on the testing set.

4.3. Analysis

As shown by Figure 3, *ARS* consistently outperforms the Gabor filter bank while the Gabor filter bank presents the best performance among the total 16 transforms and *DCT* the worst performance.

Considering top 9 images retrieved, Table 4 gives a detailed performance comparison of the Gabor filter bank, *ARS* and *BTS*. The overall retrieval accuracy using *ARS* gets to 69.13%, about 3% higher than that of the Gabor filter bank. From Table 4 we observe that while in some cases the performance of *ARS* is slightly worse than that of the Gabor filter bank (e.g. images d023, d039, d064 etc.) the *ARS* performance is dramatically higher for others (e.g. images d051, d072, d088, d110 etc.).

Figure 4 shows some texture patterns for which the Gabor filter bank presents very poor retrieval accuracy but *ARS* behaves much better. A preliminary explanation on the poor performance of Gabor wavelets on these patterns is that the Gabor filter bank has weak response for very low frequency while some other wavelets like Daubechies ones give better low-frequency response.

Compared with *BTS*, the retrieval accuracy of *ARS* is 4.6% lower, indicating that there is much room to improve the optimal transform computation under the framework of

Image	Gabor	ARS	BTS	Image	Gabor	ARS	BTS
d001	1.000	1.000	1.000	d058	0.333	0.211	0.333
d002	0.478	0.478	0.478	d059	0.278	0.244	0.278
d003	0.944	0.944	0.944	d060	0.300	0.278	0.300
d004	1.000	1.000	1.000	d061	0.489	0.489	0.489
d005	0.578	0.567	0.611	d062	0.333	0.489	0.689
d006	1.000	1.000	1.000	d063	0.489	0.511	0.511
d007	0.200	0.278	0.322	d064	0.956	0.889	0.967
d008	0.856	0.822	0.944	d065	1.000	0.911	1.000
d009	0.833	0.833	0.833	d066	0.800	0.856	0.800
d010	0.533	0.522	0.678	d067	0.667	0.667	0.667
d011	1.000	1.000	1.000	d068	0.956	1.000	1.000
d012	0.889	0.889	0.989	d069	0.333	0.389	0.578
d013	0.322	0.367	0.333	d070	0.600	0.600	0.600
d014	1.000	1.000	1.000	d071	0.633	0.878	0.967
d015	0.467	0.756	0.778	d072	0.222	0.800	0.967
d016	0.967	0.967	1.000	d073	0.433	0.467	0.522
d017	1.000	1.000	1.000	d074	0.367	0.756	0.878
d018	0.522	0.644	0.644	d075	0.622	0.878	0.978
d019	0.978	0.978	0.978	d076	0.967	0.967	1.000
d020	1.000	1.000	1.000	d077	1.000	1.000	1.000
d021	1.000	1.000	1.000	d078	0.856	0.744	0.856
d022	0.589	0.589	0.589	d079	0.833	0.833	1.000
d023	0.400	0.378	0.400	d080	0.956	0.956	0.956
d024	0.967	0.989	1.000	d081	0.878	0.844	0.922
d025	0.533	0.578	0.689	d082	0.989	0.989	1.000
d026	0.922	0.922	0.922	d083	1.000	1.000	1.000
d027	0.467	0.467	0.467	d084	0.933	0.978	1.000
d028	0.444	0.733	0.733	d085	1.000	1.000	1.000
d029	0.967	0.967	0.967	d086	0.467	0.467	0.467
d030	0.156	0.300	0.333	d087	0.944	0.944	0.944
d031	0.156	0.244	0.311	d088	0.189	0.411	0.511
d032	1.000	1.000	1.000	d089	0.156	0.200	0.322
d033	0.911	0.922	0.967	d090	0.244	0.256	0.289
d034	1.000	1.000	1.000	d091	0.133	0.111	0.156
d035	0.933	0.933	0.956	d092	0.789	0.889	0.944
d036	0.822	0.822	0.822	d093	0.678	0.667	0.678
d037	0.900	0.900	0.900	d094	0.967	0.967	0.967
d038	0.589	0.656	0.778	d095	0.956	0.956	0.978
d039	0.600	0.489	0.600	d096	0.711	0.722	0.711
d040	0.333	0.411	0.433	d097	0.244	0.289	0.344
d041	0.611	0.611	0.611	d098	0.289	0.300	0.489
d042	0.211	0.411	0.422	d099	0.367	0.367	0.422
d043	0.156	0.178	0.267	d100	0.400	0.389	0.400
d044	0.256	0.267	0.256	d101	0.600	0.622	0.789
d045	0.167	0.167	0.178	d102	0.467	0.456	0.733
d046	1.000	1.000	1.000	d103	0.567	0.633	0.600
d047	0.967	0.967	1.000	d104	0.667	0.567	0.678
d048	0.533	0.689	0.644	d105	0.744	0.544	0.744
d049	1.000	1.000	1.000	d106	0.756	0.544	0.756
d050	0.500	0.500	0.567	d107	0.433	0.389	0.433
d051	0.522	0.778	0.978	d108	0.178	0.256	0.289
d052	0.822	0.822	0.822	d109	0.611	0.611	0.644
d053	1.000	1.000	1.000	d110	0.767	0.911	0.922
d054	0.556	0.656	0.767	d111	0.622	0.544	0.711
d055	0.978	0.978	0.978	d112	0.444	0.478	0.478
d056	0.944	0.944	1.000	Avg	0.661536	0.691312	0.737018
d057	1.000	1.000	1.000				

Table 4: Retrieval performance on a subset of Brodatz textures using different schemes: the Gabor filter bank (Gabor), Adaptive Retrieval Scheme (ARS) and Best Transform Scheme (BTS)

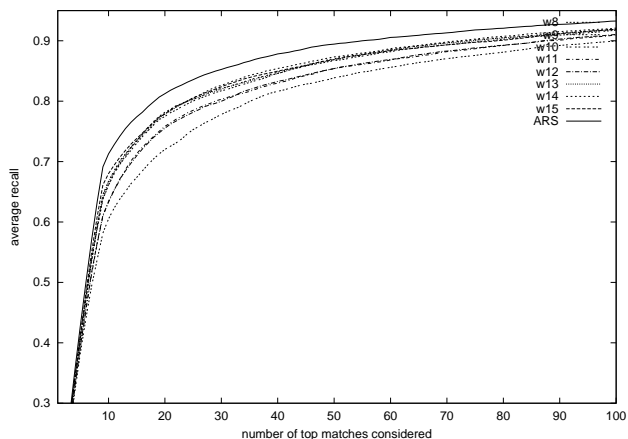
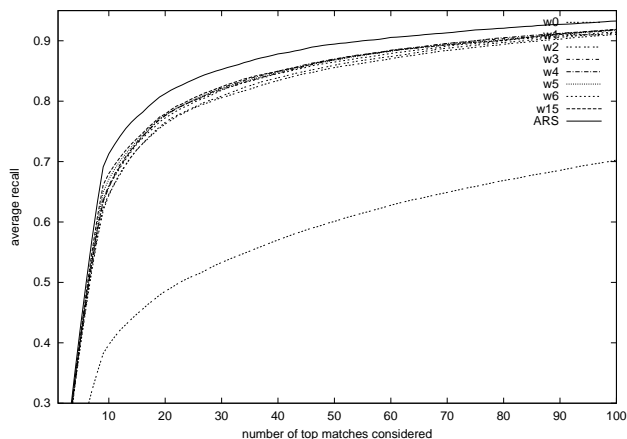


Figure 3: Comparison of retrieval performance of different transform features and the proposed *ARS*.

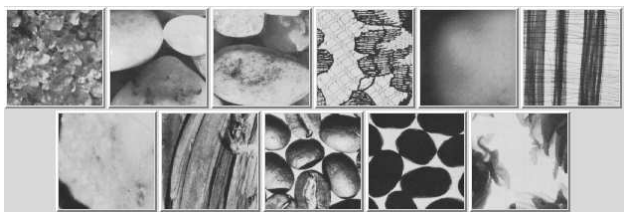


Figure 4: Texture patterns for which *ARS* presents a much better retrieval accuracy than the when using the Gabor filter bank only

ARS to reach the highest performance.

5. CONCLUSIONS

An adaptive retrieval scheme (*ARS*) for texture image indexing is proposed to dynamically adapt different transforms to different texture patterns for better retrieval performance. The rationale behind *ARS* is that no individual texture retrieval algorithm is suited for every texture category and a hybrid scheme would outperform any individual method.

A large number of textures are used to evaluate the performance of *ARS* and a comparison with algorithms based on 16 different transforms including a Gabor filter bank is made. Experimental results show that *ARS* significantly outperforms any individual texture image retrieval algorithm. The drawback of *ARS* is the computation overhead introduced by the optimal transform computation, however, operating on the feature database instead of the image database minimizes the overhead.

6. REFERENCES

- [1] A. D. Alexandrov, W. Ma, A. E. Abbadi, and B. S. Manjunath. Adaptive filtering and indexing for image databases. In *[Niblack & Jain]*, pages 12–23, 1995.
- [2] W. Ma and B. Manjunath. A comparison of wavelet transform features for texture image annotation. In *International Conference on Image Processing*, pages 256–259, 1995.
- [3] W. Ma and B. Manjunath. Texture features and learning similarity. In *Proc. CVPR*, pages 425–430, 1996.
- [4] W. Ma and B. Manjunath. Texture features for browsing and retrieval of image data. *Pattern Analysis and Machine Intelligence*, pages 837–842, 1996.
- [5] J. S. Payne and T. Stonham. Can texture and image content retrieval methods match human perception? In *Proc. International Symposium on Intelligent Multimedia, Video and Speech Processing*, 2001.
- [6] T. Randen and J. H. Husoy. Filtering for texture classification: A comparative study. *IEEE Transactions on Pattern Analysis and Machine Intelligence*, 21(4):291–310, 1999.
- [7] T. Reed and J. Buf. A review of recent texture segmentation and feature extraction techniques. *CVGIP: Image Understanding*, 57(3):359–372, 1993.
- [8] M. Tuceryan and A. Jain. Texture analysis. In *In C. H. Chen, L. F. Pau, and P.S. P. Wang, editors, The Handbook of Pattern Recognition and Computer Vision*, pages 207–248. World Scientific Publishing Co., 1998.